



**Thomas 173 HLS**  
**ProTough 1700**  
Publication No. 46848

**Parts**  
**Manual**  
Serial Numbers LK001900  
To LK002799

## THOMAS EQUIPMENT LIABILITY WARRANTY

**THE WARRANTY IS THE ONLY OBLIGATION OF THOMAS OR A THOMAS DEALER TO THE PURCHASER OR ANYONE ELSE CONCERNING A PRODUCT, ITS SERVICE, ITS USE OR PERFORMANCE OR ITS LOSS OF USE OR FAILURE TO PERFORM. NEITHER THOMAS NOR A THOMAS DEALER HAVE MADE AND NEITHER WILL MAKE ANY OTHER EXPRESSED OR IMPLIED REPRESENTATION, WARRANTY OR AGREEMENT CONCERNING A PRODUCT. NEITHER THOMAS NOR A THOMAS DEALER HAVE MADE OR WILL MAKE ANY REPRESENTATION, WARRANTY OR AGREEMENT CONCERNING A PRODUCTS MERCHANTABILITY OR OTHER QUALITY, ITS SUITABILITY FOR PURCHASER'S PURPOSE (EVEN IF A PURCHASER HAS INFORMED THOMAS OR A THOMAS DEALER OF THAT PURPOSE), ITS DURABILITY, PERFORMANCE OR OTHER CONDITION.**

**EVEN IF THOMAS OR A THOMAS DEALER WAS ADVISE OF THE POSSIBILITY OF SUCH LOSS, NEITHER THOMAS NOR A THOMAS DEALER WILL BE LIABLE TO PURCHASER OR ANYONE ELSE FOR ANY INDIRECT, INCIDENTAL CONSEQUENTIAL, PUNITIVE, ECONOMIC, COMMERCIAL, OR SPECIAL LOSS WHICH IS IN ANY WAY ASSOCIATED WITH A PRODUCT. THIS INCLUDES ANY LOSS OF USE OR NON-PERFORMANCE OF A PRODUCT, ANY REPLACEMENT RENTAL OR ACQUISITION COST, ANY LOSS OF REVENUE OR PROFITS, ANY FAILURE TO REALIZE EXPECTED SAVINGS, ANY INTEREST COSTS, ANY IMPAIRMENT OF OTHER GOODS, ANY INCONVENIENCE OR ANY LIABILITY OF PURCHASER TO ANY OTHER PERSON.**

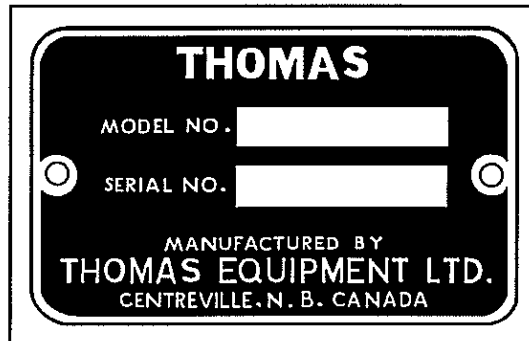
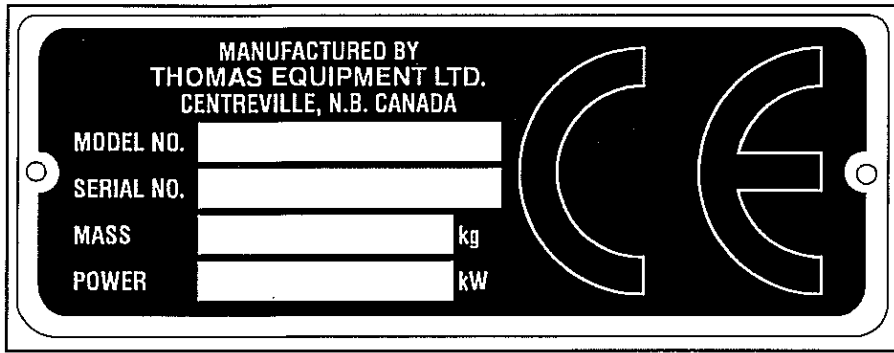
**PURCHASER MAY NOT ATTEMPT TO ENLARGE ITS RIGHTS UNDER THE WARRANTY BY MAKING A CLAIM FOR INDEMNITY, FOR BREACH OF CONTRACT, FOR BREACH OF COLLATERAL WARRANTY, FOR A TORT (INCLUDING NEGLIGENCE, MISREPRESENTATION OR STRICT LIABILITY) OR BY CLAIMING ANY OTHER CAUSE OF ACTION.**

**THE WARRANTY IS A CONDITION OF SALE OF THE PRODUCT TO PURCHASER AND WILL THEREFORE APPLY EVEN IF PURCHASER ALLEGES THAT THERE IS A TOTAL FAILURE OF THE PRODUCT.**


*N.B. Read and practice your **Thomas** operating and servicing instructions. Failure to do this may void your warranty.*

*Publication Number 44215*

**JULY 1999**



It is important when ordering replacement parts or making a service inquiry to provide both the model number and serial number of your Thomas loader. The serial number plate is located at the rear of the machine on the right hand side. In the event that the serial number plate is missing, the model number and serial number are both stamped into the main frame inside the rear door, right hand side, next to the fuel line shut off petcock.



# INDEX - T173 HLS SERIES III

## MAINFRAME 1

|                                |      |
|--------------------------------|------|
| Fuel System .....              | 1.1  |
| Rear Door.....                 | 1.2  |
| Quick Attach.....              | 1.3  |
| Boom Arms and Pivot Pins ..... | 1.4  |
| R.O.P.S. Assembly .....        | 1.5  |
| Boom Supports .....            | 1.6  |
| Shields.....                   | 1.7  |
| Insulation.....                | 1.8  |
| Seat and Seat Belt .....       | 1.9  |
| Boom Lockdowns.....            | 1.10 |
| Decals and Paint .....         | 1.11 |
| Wheels and Tires .....         | 1.12 |

## CONTROLS 2

|   |     |
|---|-----|
| Control Lever, RH.....                          | 2.1 |
| Control Lever, LH .....                         | 2.2 |
| Control Lever, Hand Operated Controls, RH ..... | 2.3 |
| Control Lever, Hand Operated Controls, LH.....  | 2.4 |
| Foot Pedals .....                               | 2.5 |
| Foot Pedal, Hand Operated Controls.....         | 2.6 |
| Throttle .....                                  | 2.7 |
| Restraint Bar .....                             | 2.8 |

## FINAL DRIVE TRANSMISSION 3

|                                       |     |
|---------------------------------------|-----|
| Transmission Housing.....             | 3.1 |
| Axle Assembly .....                   | 3.2 |
| Idler Sprocket and Drive Chains ..... | 3.3 |
| Parking Brake.....                    | 3.4 |

## HYDRAULIC SYSTEM 4

|   |      |
|---|------|
| Oil Reservoir .....                                     | 4.1  |
| Hydraulic Oil Filter and Cooler.....                    | 4.2  |
| Boom Lift Circuit.....                                  | 4.3  |
| Lift Cylinder .....                                     | 4.4  |
| Bucket Tilt Circuit .....                               | 4.5  |
| Tilt Cylinder .....                                     | 4.6  |
| Auxiliary Circuit .....                                 | 4.7  |
| Control Valve (foot operated, std. auxiliary).....      | 4.8  |
| Control Valve (foot operated, solenoid auxiliary) ..... | 4.9  |
| Control Valve (hand operated, std. auxiliary).....      | 4.10 |
| Control Valve (hand operated, solenoid auxiliary).....  | 4.11 |
| Self Level Valve.....                                   | 4.12 |

## HYDROSTATIC DRIVE SYSTEM 5

|                                      |     |
|--------------------------------------|-----|
| Hydrostatic Drive Circuit (RH).....  | 5.1 |
| Hydrostatic Drive Circuit (LH) ..... | 5.2 |
| Hydrostatic Pump.....                | 5.3 |
| Auxiliary Gear Pump .....            | 5.4 |
| Torque Motor.....                    | 5.5 |

## ELECTRICAL SYSTEM 6

|                                 |     |
|---------------------------------|-----|
| Electrical Wiring, ROPS .....   | 6.1 |
| Electrical Wiring, Engine ..... | 6.2 |

## ENGINE EQUIPMENT 7

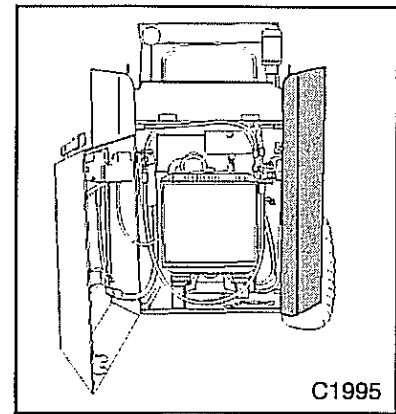
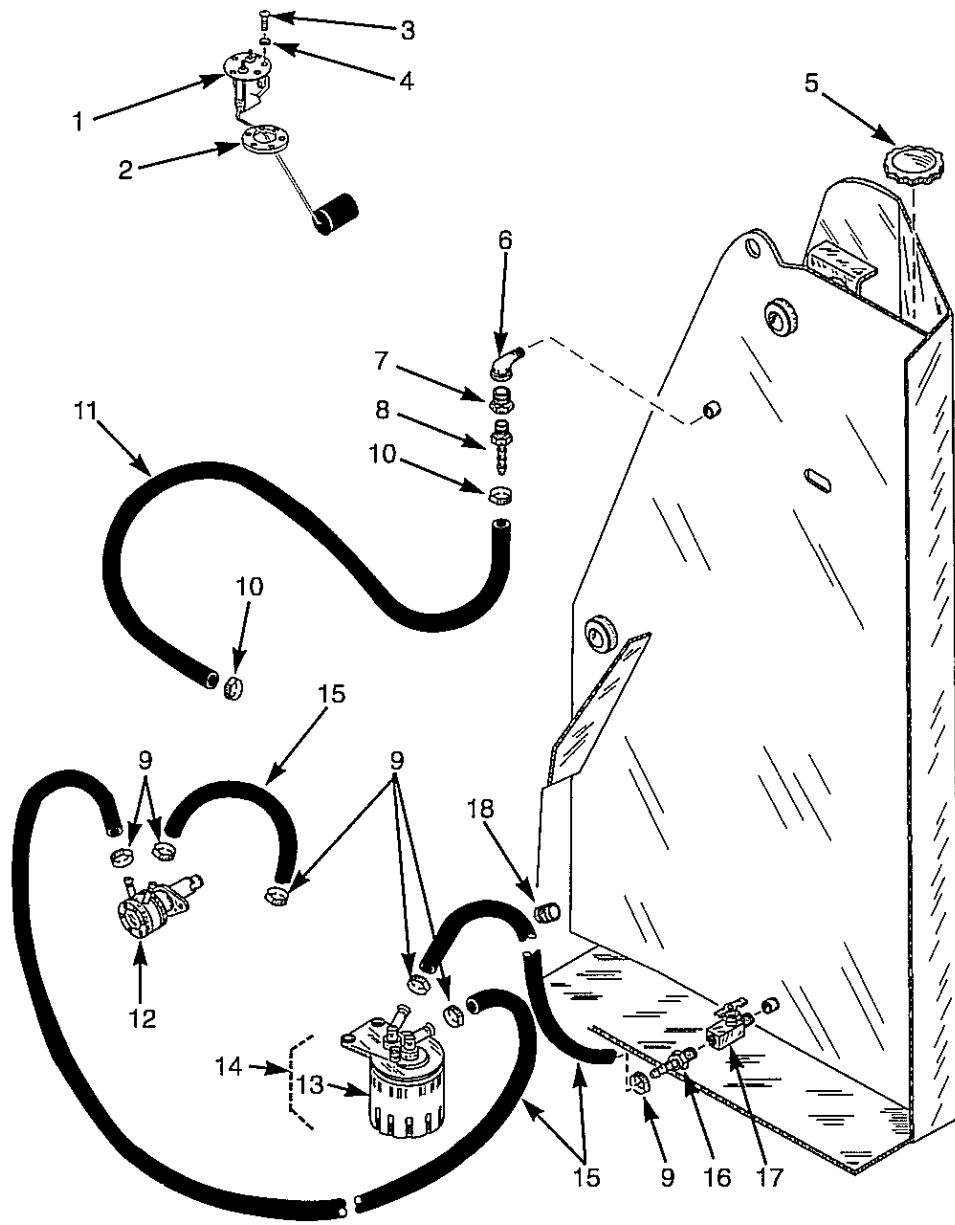
|                           |     |
|---------------------------|-----|
| Air Cleaner .....         | 7.1 |
| Exhaust System (STD)..... | 7.2 |
| Exhaust System (CE).....  | 7.3 |
| Universal Joint.....      | 7.4 |
| Radiator and Mounts.....  | 7.5 |

## OPTIONAL EQUIPMENT 8

|                                       |     |
|---------------------------------------|-----|
| Cab Door.....                         | 8.1 |
| Cab Heater.....                       | 8.2 |
| Cab Windows .....                     | 8.3 |
| Hi-Flow Hydraulics .....              | 8.4 |
| Auto Shutdown System.....             | 8.5 |
| Numerical Index .....                 | 8.6 |
| Quick Reference Maintenance List..... | 8.7 |

|                                       |             |
|---------------------------------------|-------------|
| <b>Fuel System .....</b>              | <b>1.1</b>  |
| <b>Rear Door .....</b>                | <b>1.2</b>  |
| <b>Quick Attach.....</b>              | <b>1.3</b>  |
| <b>Boom Arms and Pivot Pins .....</b> | <b>1.4</b>  |
| <b>R.O.P.S. Assembly .....</b>        | <b>1.5</b>  |
| <b>Boom Supports.....</b>             | <b>1.6</b>  |
| <b>Shields .....</b>                  | <b>1.7</b>  |
| <b>Insulation .....</b>               | <b>1.8</b>  |
| <b>Seat and Seat Belt .....</b>       | <b>1.9</b>  |
| <b>Boom Lockdowns.....</b>            | <b>1.10</b> |
| <b>Decals and Paint .....</b>         | <b>1.11</b> |
| <b>Wheels and Tires .....</b>         | <b>1.12</b> |

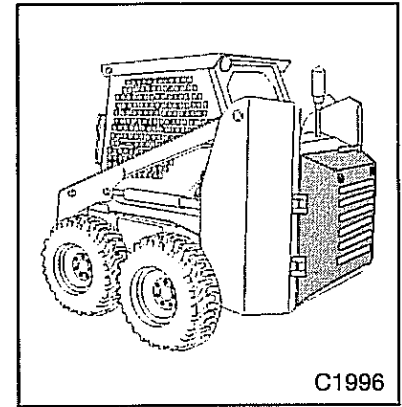
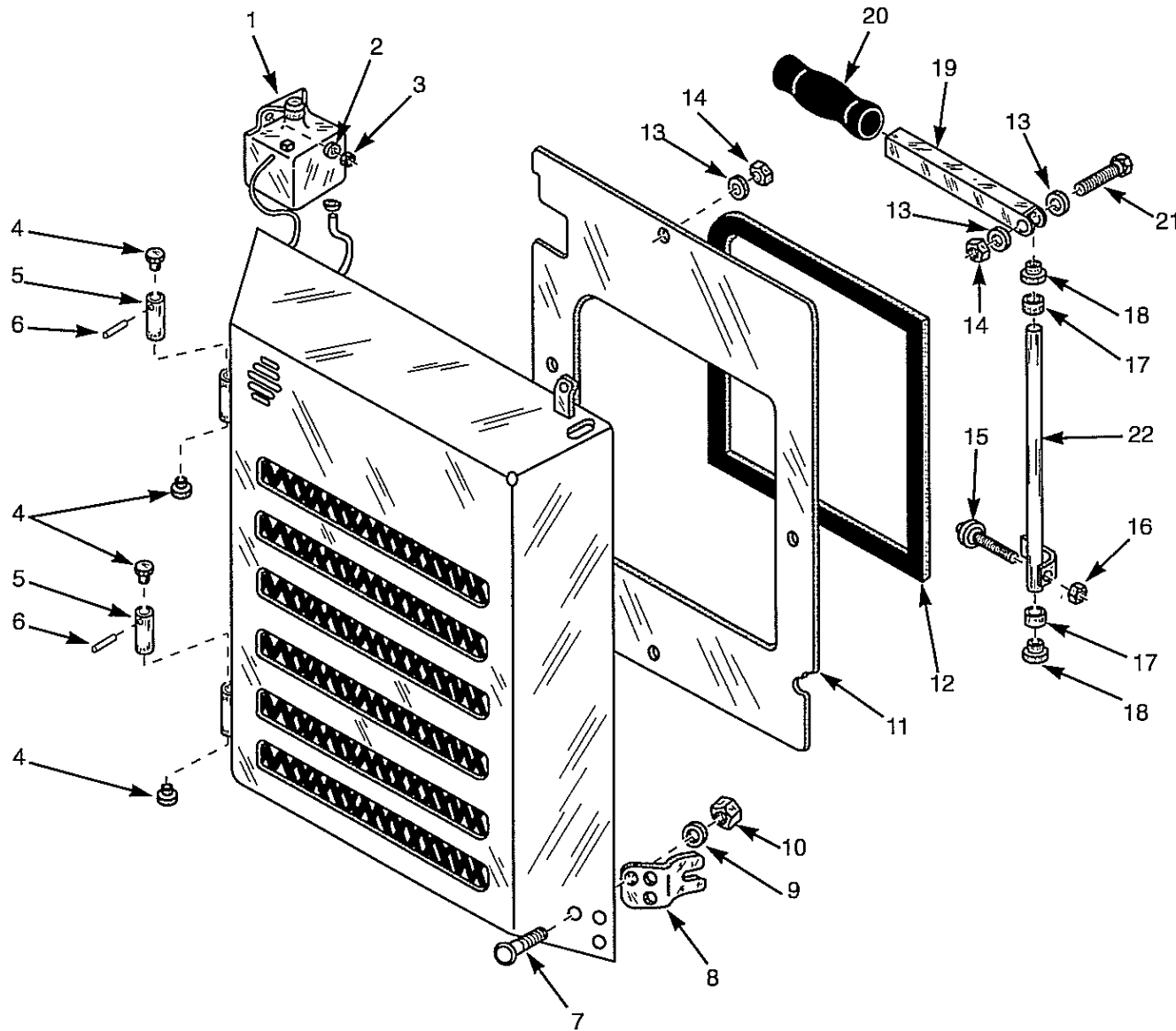
# FUEL SYSTEM



| ITEM | PART  | QTY   | DESCRIPTION                  |
|------|-------|-------|------------------------------|
| 1.   | 43744 | 1     | Sender, fuel level           |
| 2.   | 24264 | 1     | Gasket, fuel sender          |
| 3.   | 23194 | 5     | Screw                        |
| 4.   | 24214 | 5     | Fibre gasket (if used)       |
| 5.   | 40921 | 1     | Fuel cap                     |
| *    | 40922 | 0     | Locking fuel cap (option)    |
| 6.   | 42574 | 1     | Elbow                        |
| 7.   | 42572 | 1     | Reducer bushing              |
| 8.   | 18313 | 1     | Barbed nipple                |
| 9.   | 19949 | 6     | Hose clamp (#10)             |
| 10.  | 26737 | 2     | Hose clamp                   |
| 11.  | 407   | A / R | Return line, 1/4" (per foot) |
| 12.  | 33112 | 1     | Fuel pump                    |
| 13.  | 42561 | 1     | Fuel filter element          |
| 14.  | 42560 | 1     | Fuel filter assembly         |
| 15.  | 261   | A / R | Fuel line, 5/16" (per foot)  |
| 16.  | 23861 | 1     | Barbed nipple                |
| 17.  | 14797 | 1     | Shut off petcock             |
| 18.  | 1458  | 1     | Drain plug                   |

# REAR DOOR

1.2

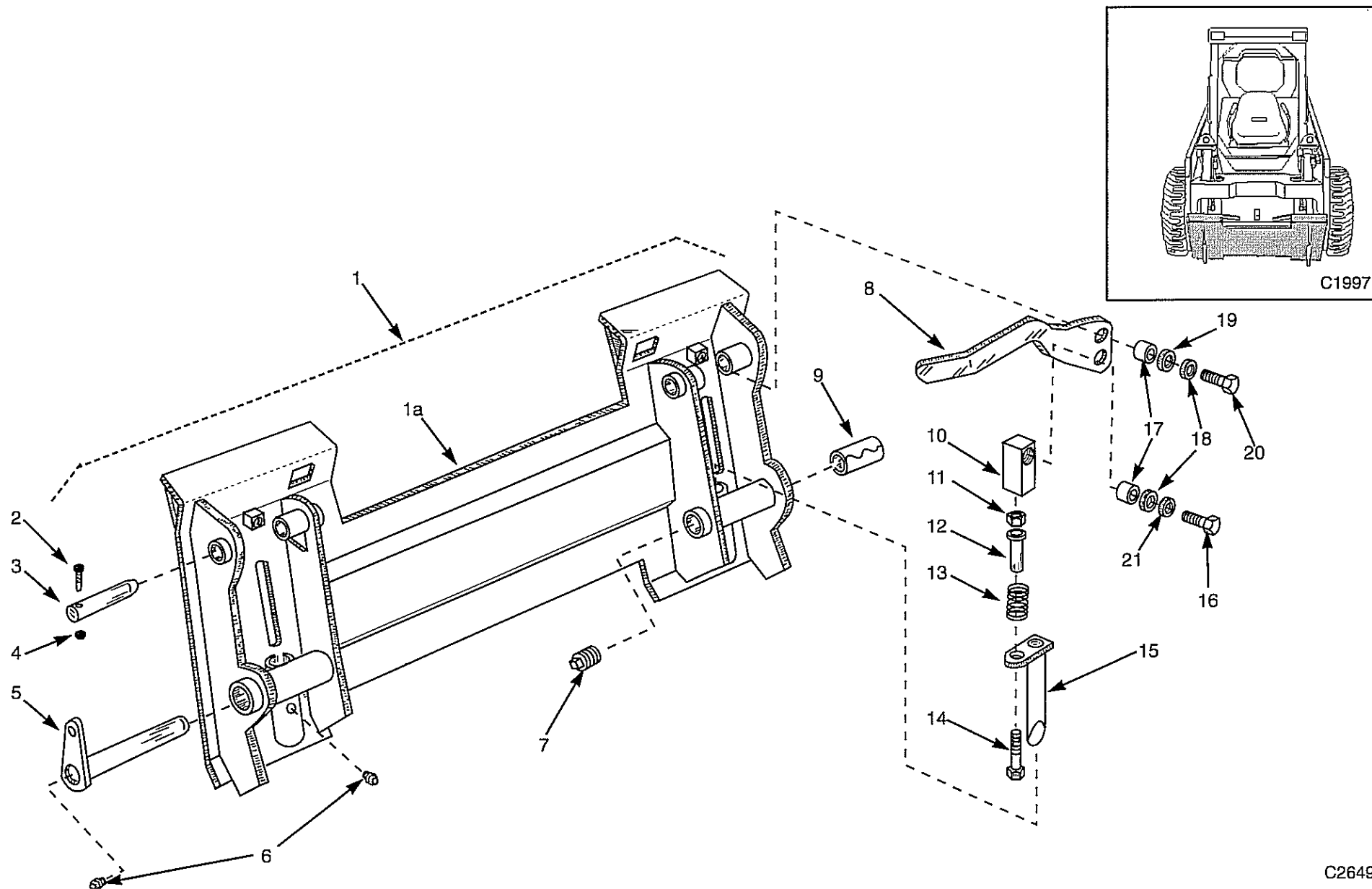


C2262



| ITEM | PART   | QTY  | DESCRIPTION                |
|------|--------|------|----------------------------|
| 1.   | 42737  | 1    | Coolant overflow reservoir |
| 2.   | 1651   | 1    | Flat washer                |
| 3.   | 43558  | 1    | Flanged nut                |
| 4.   | 31488  | 4    | Bushing                    |
| 5.   | 42011  | 2    | Pivot pin                  |
| 6.   | 31489  | 2    | Split pin                  |
| 7.   | 14313  | 3    | Carriage bolt              |
| 8.   | 42472  | 1    | Door guide                 |
| 9.   | 1643   | 3    | Flat washer                |
| 10.  | 7465   | 3    | Lock nut                   |
| 11.  | 43896  | 1    | Radiator baffle            |
| 12.  | 579    | 7 ft | Weather strip gasket       |
| 13.  | 1651   | 4    | Flat washer                |
| 14.  | 16771  | 3    | Lock nut                   |
| 15.  | 2823   | 1    | Carriage bolt              |
| 16.  | 20860  | 1    | Nut                        |
| 17.  | 4842   | 2    | Set collar                 |
| 18.  | 16989  | 2    | Bushing                    |
| 19.  | 35426  | 1    | Handle                     |
| 20.  | 3189   | 1    | Handle grip                |
| 21.  | 1678   | 1    | Bolt                       |
| 22.  | 959273 | 1    | Lock assembly              |
| *    | 32920  | 1    | Spring, door stop on frame |
| *    | 1773   | 1    | Bolt, door stop spring     |
| *    | 8613   | 1    | Lock nut, stop spring      |


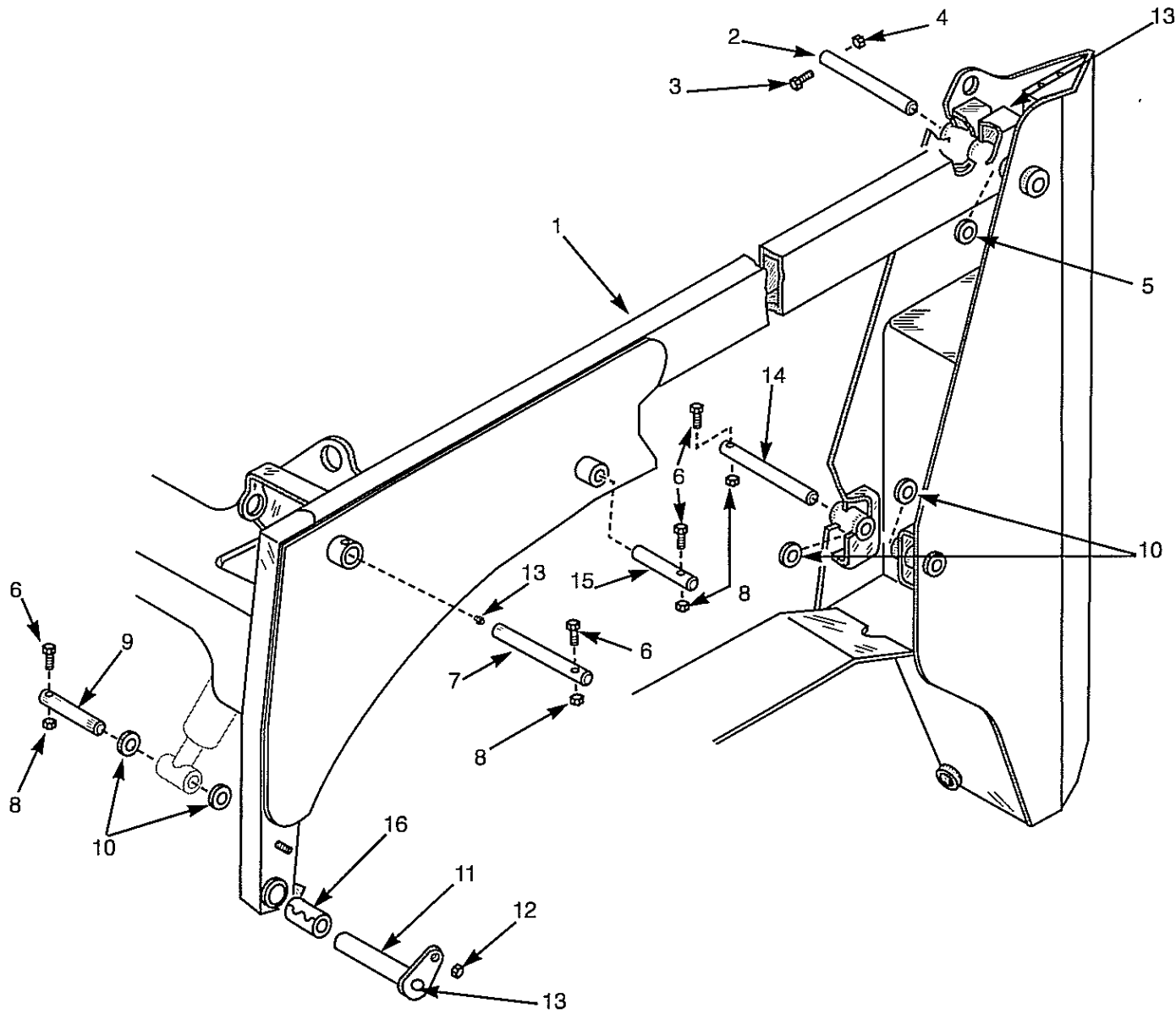
\* Items not shown



| ITEM | PART   | QTY | DESCRIPTION                     |
|------|--------|-----|---------------------------------|
| 1.   | U-2058 | 1   | Quick attach assembly with pins |
| 1a.  | 961696 | 1   | Quick attach less pivot pins    |
| 2.   | 7458   | 2   | Bolt                            |
| 3.   | 41324  | 2   | Pivot pin                       |
| 4.   | 16771  | 2   | Lock nut                        |
| 5.   | 961452 | 2   | Pivot pin                       |
| *    | 8613   | 2   | Lock nut for pivot pin          |
| 6    | 2010   | 4   | Grease fitting                  |
| 7.   | 1458   | 2   | Plug                            |
| 8.   | 41290  | 1   | Lock handle, right hand         |
| *    | 41291  | 1   | Lock handle, left hand          |
| 9.   | 41318  | 2   | Hardened bushing                |
| 10.  | 40614  | 2   | Linkage block                   |
| 11.  | 20860  | 2   | Nut                             |
| 12.  | 42350  | 2   | Bushing                         |
| 13.  | 41391  | 2   | Spring                          |
| 14.  | 2011   | 2   | Bolt                            |
| 15.  | 961834 | 1   | Lock pin, right hand            |
| *    | 961833 | 1   | Lock pin, left hand             |
| 16.  | 3321   | 2   | Bolt                            |
| 17.  | 22653  | 4   | Bushing                         |
| 18.  | 23385  | 4   | Flat washer                     |
| 19.  | 41392  | 2   | Belleville spring washer        |
| 20.  | 1680   | 2   | Bolt                            |
| 21.  | 20861  | 2   | Lock washer                     |

# BOOM ARMS and PIVOT PINS

1.4

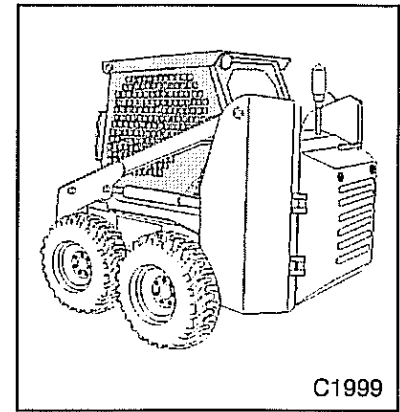
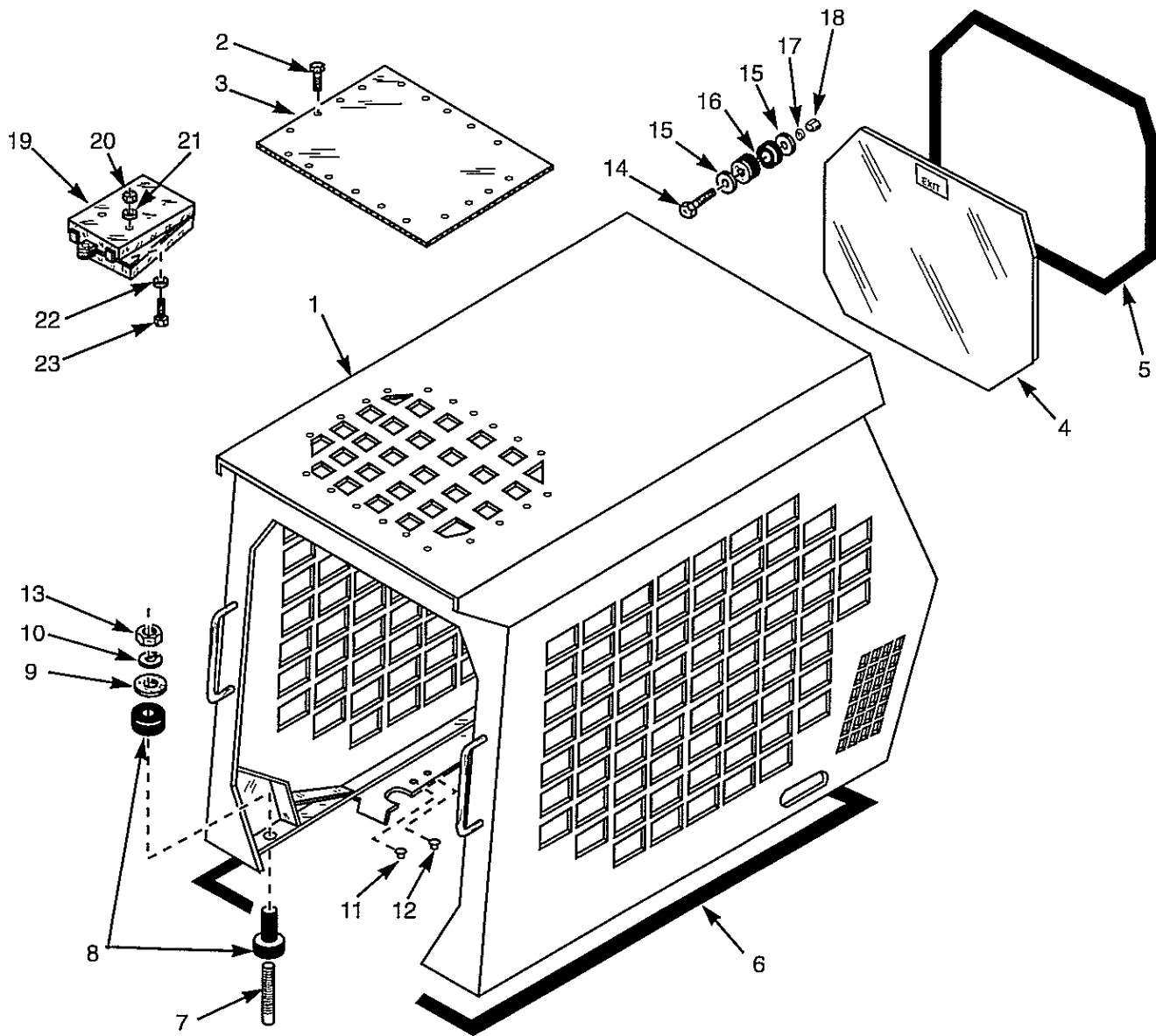


C2260

| ITEM | PART   | QTY | DESCRIPTION       |
|------|--------|-----|-------------------|
| 1.   | 962232 | 1   | Lift arm assembly |
| 2.   | 40011  | 2   | Pivot pin         |
| 3.   | 1671   | 2   | Bolt              |
| 4.   | 7465   | 2   | Lock nut          |
| 5.   | 32614  | 4   | Washer            |
| 6.   | 7458   | 8   | Bolt              |
| 7.   | 43831  | 2   | Pivot pin         |
| 8.   | 16771  | 8   | Lock nut          |
| 9.   | 41324  | 2   | Pivot pin         |
| 10.  | 32615  | 8   | Washer            |
| 11.  | 961452 | 2   | Pivot pin         |
| 12.  | 8613   | 2   | Lock nut          |
| 13.  | 2010   | 6   | Grease fitting    |
| 14.  | 41632  | 2   | Pivot pin         |
| 15.  | 29245  | 2   | Pivot pin         |
| 16.  | 41410  | 2   | Hardened bushing  |

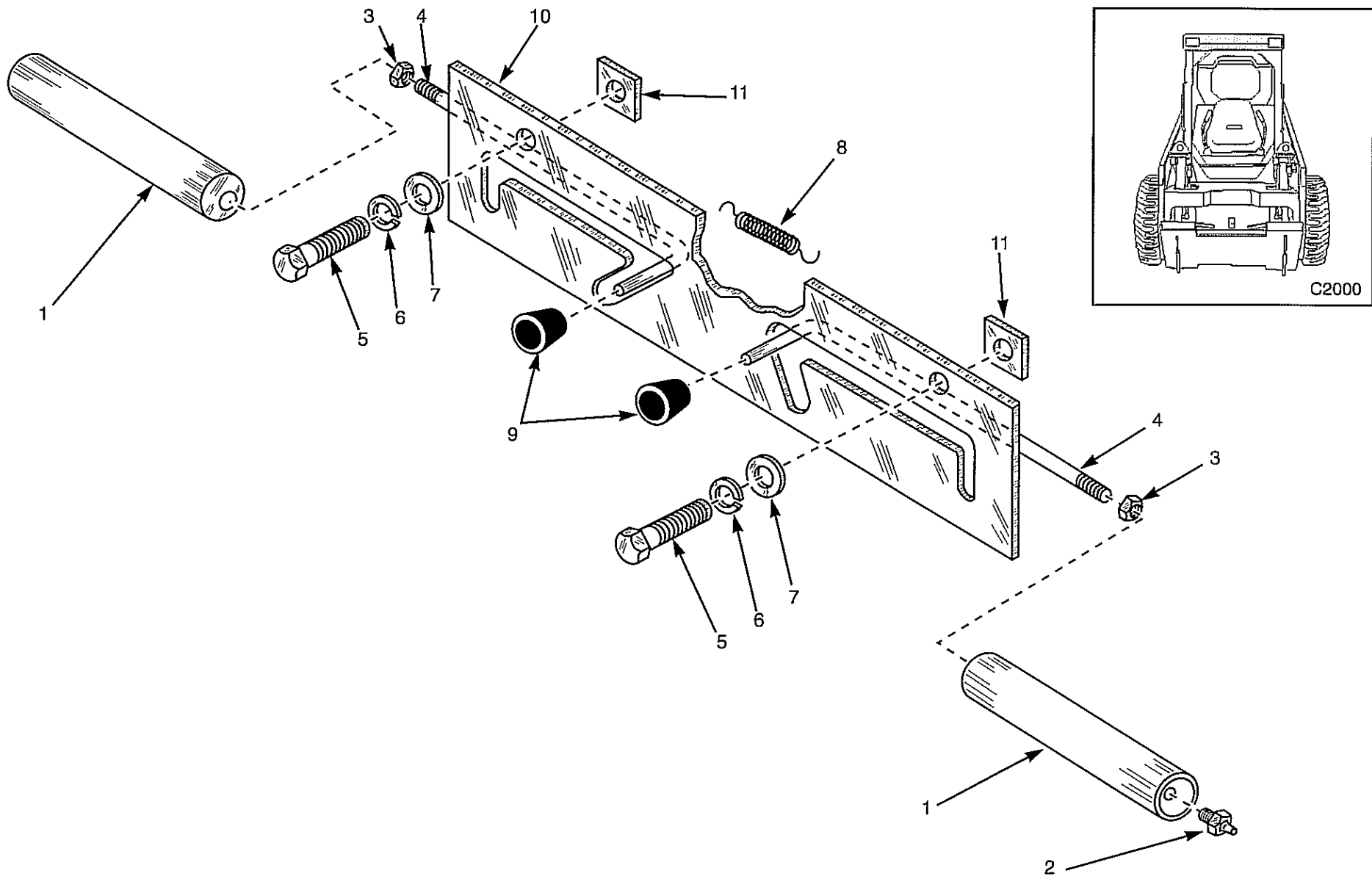
# R.O.P.S. ASSEMBLY

1.5



C1874

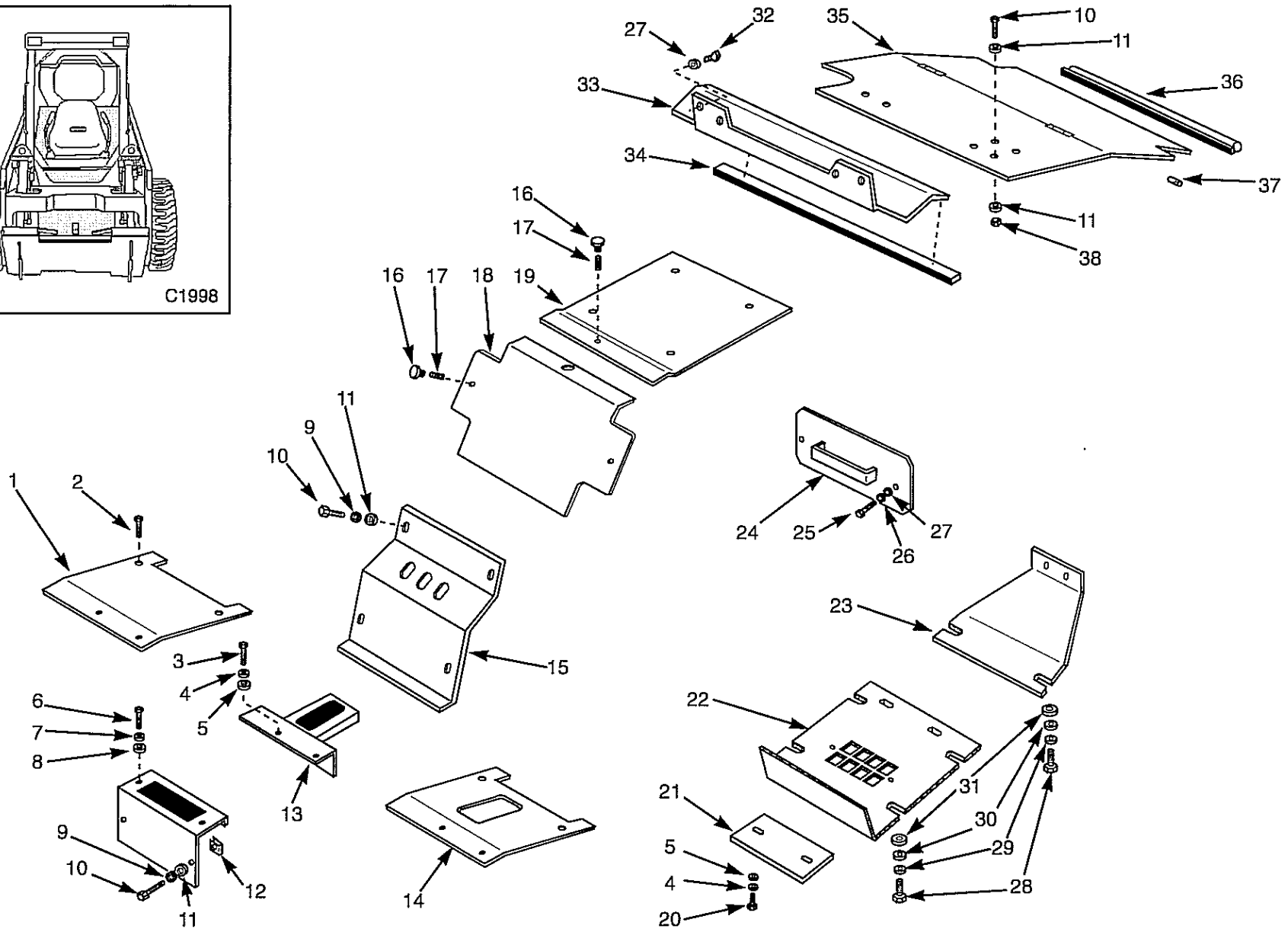
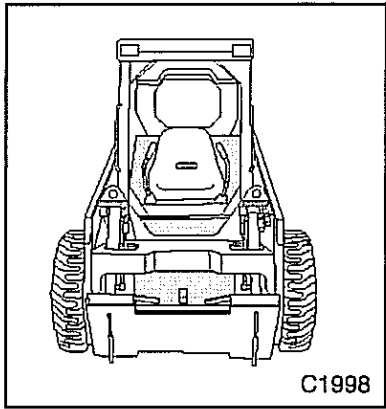
| ITEM | PART        | QTY   | DESCRIPTION  |
|------|-------------|-------|--|
| 1.   | 962799<br>* | 1     | R.O.P.S. assembly (LK002199 onward)<br>Models previous to LK002199 will require<br>44471 (LH), 44472(RH) boot mounting<br>plates and qty. 2 of 30501 control lever<br>boots. |
| 2.   | 31744       | 12    | Screw  |
| 3.   | 37808       | 1     | Top window   |
| 4.   | 39025       | 1     | Rear window with decal   |
| 5.   | 15750       | 8 ft  | Weather strip  |
| 6.   | 15931       | A / R | Weather strip, foam  |
| 7.   | 17633       | 4     | Stud   |
| 8.   | 38561       | 4     | Isolator   |
| 9.   | 23452       | 4     | Washer   |
| 10.  | 1647        | 4     | Lock washer  |
| 11.  | 39537       | 1     | Plug   |
| 12.  | 39126       | 1     | Plug   |
| 13.  | 25091       | 4     | Nut (to S / N LK002198)  |
| 13.  | 16608       | 4     | Lock nut (S / N LK002199 onward, also<br>S / N LK002018, 2019, 2020, 2041)   |
| 14.  | 2898        | 1     | Bolt   |
| 15.  | 20235       | 2     | Washer   |
| 16.  | 38560       | 1     | Isolator   |
| 17.  | 20861       | 1     | Lock washer  |
| 18.  | 20860       | 1     | Nut  |
| 19.  | 40737       | 1     | Manual holder  |
| 20.  | 6645        | 3     | Lock nut   |
| 21.  | 18455       | 3     | Washer   |
| 22.  | 1650        | 3     | Washer   |
| 23.  | 2663        | 3     | Bolt   |



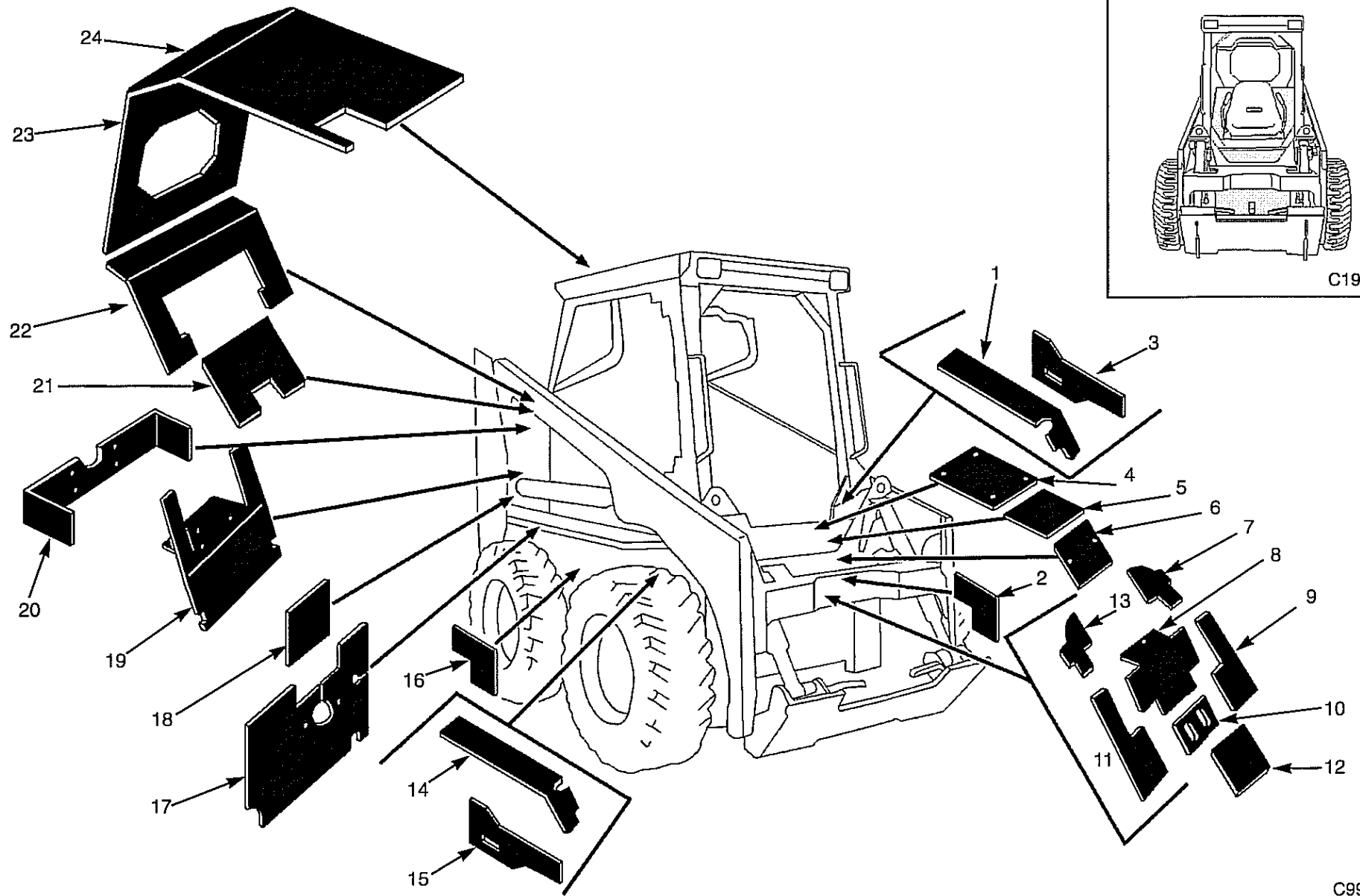


| <b>ITEM</b> | <b>PART</b> | <b>QTY</b> | <b>DESCRIPTION</b> |
|-------------|-------------|------------|--------------------|
| 1.          | 42284       | 2          | Pin                |
| 2.          | 2010        | 2          | Grease fitting     |
| 3.          | 1350        | 2          | Nut                |
| 4.          | 40337       | 2          | Handle             |
| 5.          | 2593        | 2          | Bolt               |
| 6.          | 1870        | 2          | Lock washer        |
| 7.          | 1651        | 2          | Flat washer        |
| 8.          | 42491       | 1          | Spring             |
| 9.          | 39546       | 2          | Handle knobs       |
| 10.         | 38797       | 1          | Panel              |
| 11.         | 6086        | 2          | Captive nut        |

# SHIELDS



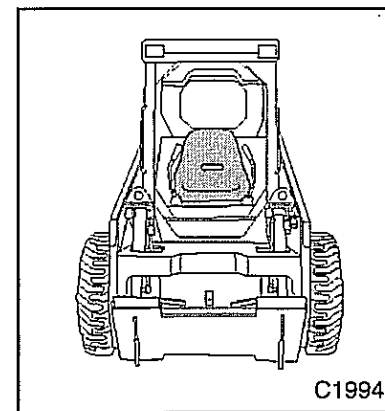
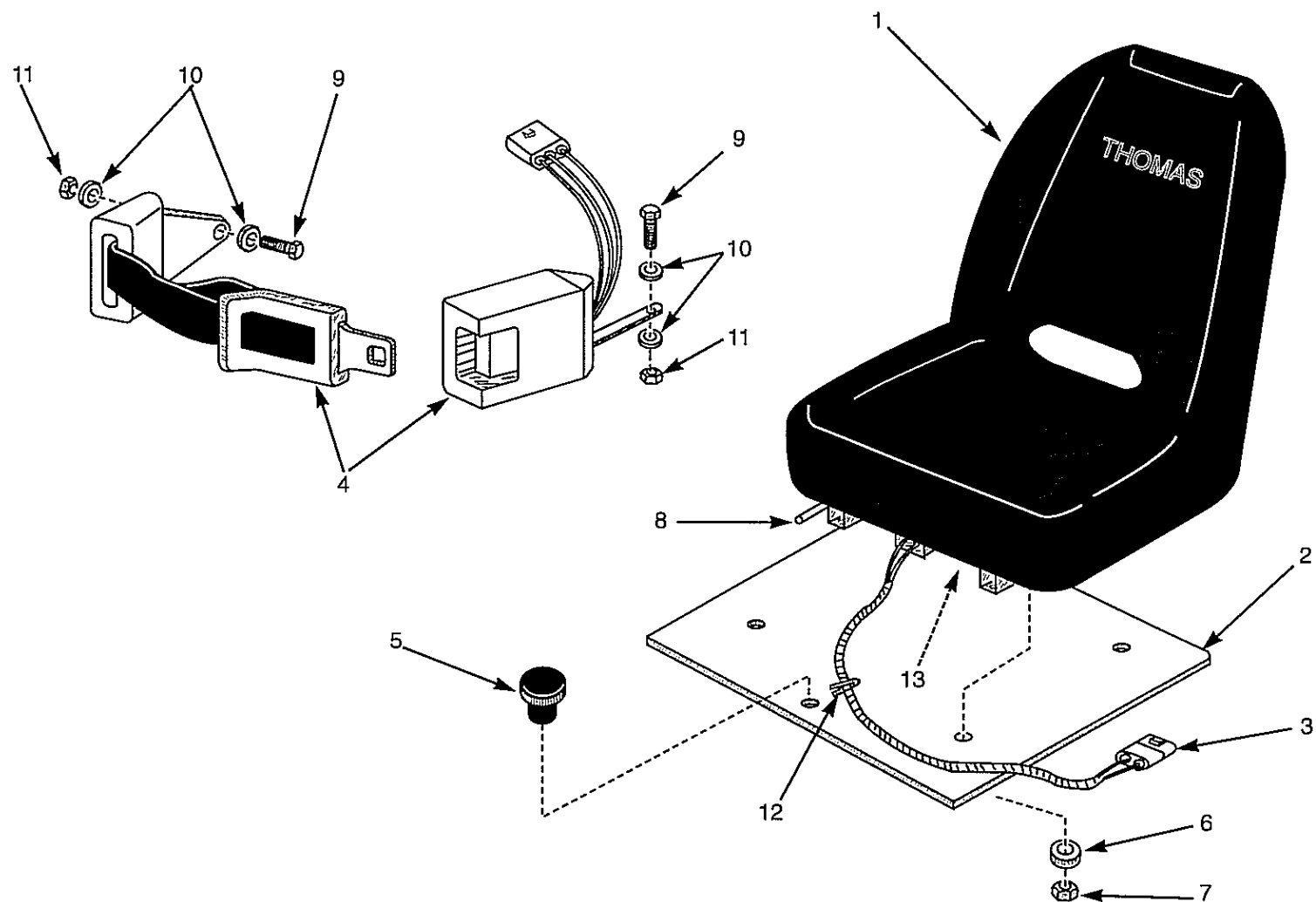
| ITEM | PART   | QTY     | DESCRIPTION                                  | ITEM | PART  | QTY     | DESCRIPTION    |
|------|--------|---------|--|------|-------|---------|----------------|
| 1.   | 44408  | 1       | Step shield, H / C with solenoid auxiliary   | 36.  | 821   | per/ ft | Bulb type seal |
| 2.   | 21907  | 2       | Bolt   | 37.  | 261   | per/ ft | Hose           |
| 3.   | 1387   | 2       | Bolt   | 38.  | 16771 | 6       | Lock nut       |
| 4.   | 1642   | 4       | Lock washer                                  |      |       |         |                |
| 5.   | 1643   | 4       | Flat washer                                  |      |       |         |                |
| 6.   | 17429  | 2       | Bolt   |      |       |         |                |
| 7.   | 17439  | 2       | Lock washer                                  |      |       |         |                |
| 8.   | 17442  | 2       | Flat washer                                  |      |       |         |                |
| 9.   | 1870   | 6       | Lock washer                                  |      |       |         |                |
| 10.  | 1190   | 12      | Bolt   |      |       |         |                |
| 11.  | 1651   | 18      | Flat washer                                  |      |       |         |                |
| 12.  | 6086   | 2       | Captive nut                                  |      |       |         |                |
| 13.  | 960981 | 1       | Step shield, Foot with solenoid auxiliary    |      |       |         |                |
| 14.  | 44399  | 1       | Step shield, H / C with foot pedal auxiliary |      |       |         |                |
| 15.  | 42555  | 1       | Bottom front bulk head shield                |      |       |         |                |
| 16.  | 41791  | 3       | Knob   |      |       |         |                |
| 17.  | 41704  | 3       | Stud for knob                                |      |       |         |                |
| 18.  | 961544 | 1       | Front bulkhead assembly                      |      |       |         |                |
| 19.  | 41619  | 1       | Seat plate                                   |      |       |         |                |
| 20.  | 1673   | 2       | Bolt   |      |       |         |                |
| 21.  | 41801  | 1       | Clean out cover                              |      |       |         |                |
| 22.  | 40183  | 1       | Front belly pan                              |      |       |         |                |
| 23.  | 31581  | 1       | Rear belly pan                               |      |       |         |                |
| 24.  | 961528 | 1       | U- joint access panel                        |      |       |         |                |
| 25.  | 2663   | 2       | Bolt   |      |       |         |                |
| 26.  | 2279   | 2       | Lock washer                                  |      |       |         |                |
| 27.  | 1650   | 6       | Flat washer                                  |      |       |         |                |
| 28.  | 20856  | 6       | Bolt   |      |       |         |                |
| 29.  | 20861  | 6       | Lock washer                                  |      |       |         |                |
| 30.  | 23385  | 6       | Flat washer                                  |      |       |         |                |
| 31.  | 1361   | 6       | Flat washer                                  |      |       |         |                |
| 32.  | 31744  | 4       | Screw  |      |       |         |                |
| 33.  | 42227  | 1       | Rear shield                                  |      |       |         |                |
| 34.  | 15931  | per/ ft | Foam weather strip                           |      |       |         |                |
| 35.  | 961932 | 1       | Engine cover                                 |      |       |         |                |



| ITEM | PART  | QTY | DESCRIPTION                        |
|------|-------|-----|------------------------------------|
| 1.   | 41708 | 1   | ROPS shield, LH                    |
| 2.   | 43860 | 1   | Transmission, LH rear              |
| 3.   | 43853 | 1   | ROPS side, LH                      |
| 4.   | 41710 | 1   | Seat mount                         |
| 5.   | 38840 | 1   | Step shield, top                   |
| 6.   | 38839 | 1   | Step shield, front                 |
| 7.   | 43866 | 1   | Transmission, LH front             |
| 8.   | 41712 | 1   | Bulkhead, front hydrostatic        |
| 9.   | 41713 | 1   | Front shield, LH                   |
| 10.  | 41711 | 1   | Front bulkhead, bottom             |
| 11.  | 41714 | 1   | Front shield, RH                   |
| 12.  | 43865 | 1   | Front frame                        |
| 13.  | 43867 | 1   | Transmission, RH front             |
| 14.  | 41709 | 1   | ROPS shield, RH                    |
| 15.  | 43854 | 1   | ROPS side, RH                      |
| 16.  | 43861 | 1   | Transmission, RH rear              |
| 17.  | 41752 | 1   | Pump mount                         |
| 18.  | 41753 | 1   | Access panel                       |
| 19.  | 42448 | 1   | ROPS outer blanket                 |
| 20.  | 42447 | 1   | Battery box, outer                 |
| 21.  | 43850 | 1   | Battery box cover                  |
| 22.  | 44713 | 1   | Battery box, inner                 |
| 23.  | 44714 | 1   | ROPS rear window                   |
| 24.  | 44712 | 1   | ROPS top (overhead)                |
| *    | 43862 | 1   | Engine cover, top                  |
| *    | 43962 | 1   | Engine cover, bottom (hinged part) |

# SEAT and SEAT BELT

1.9



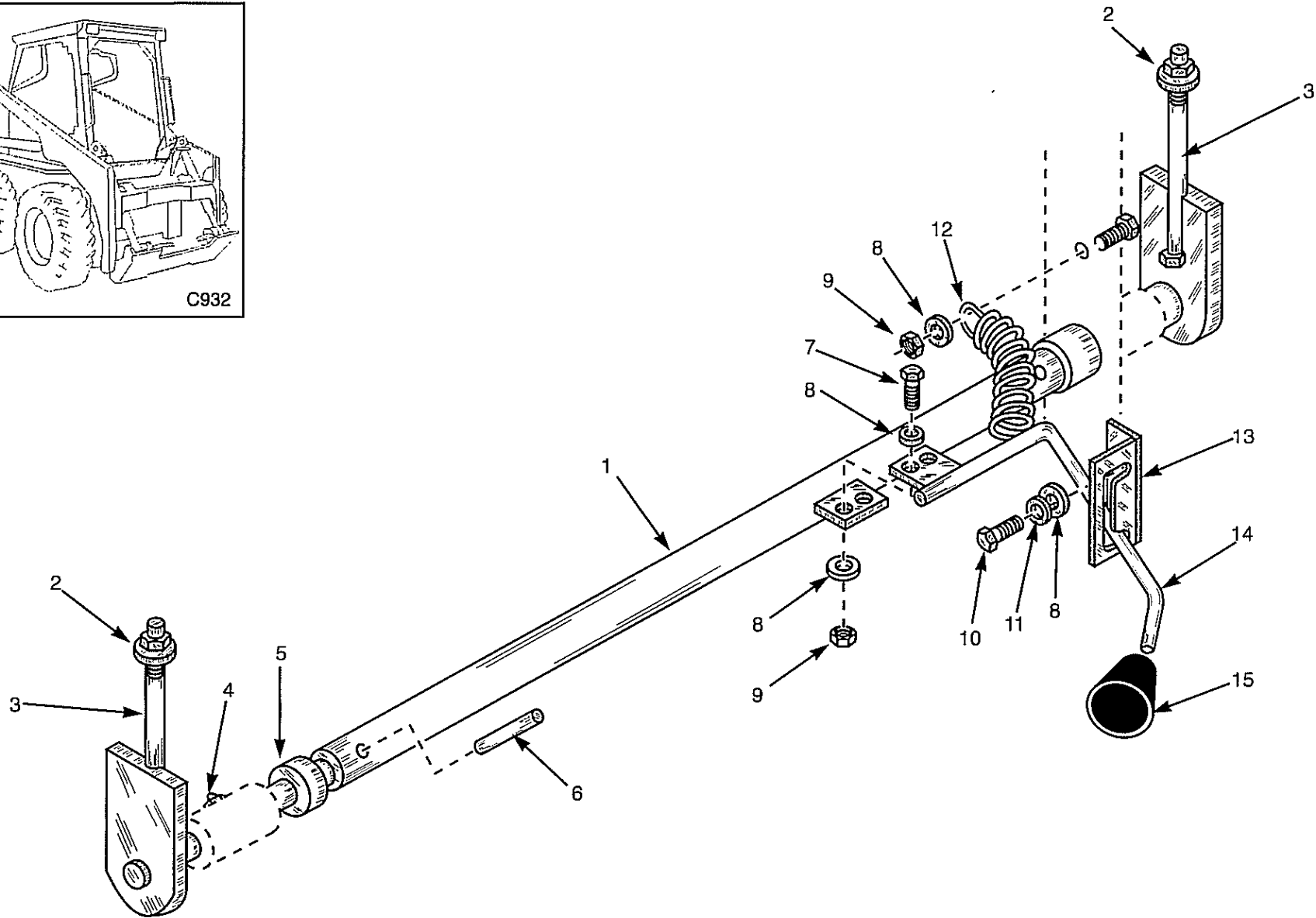
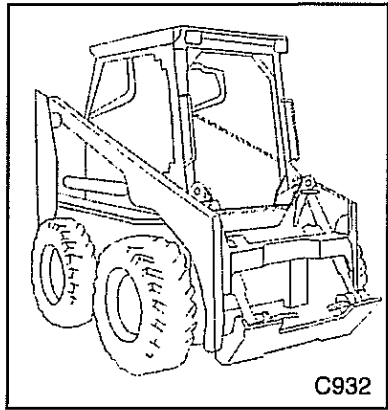
C1994

C2651

| ITEM | PART   | QTY    | DESCRIPTION                    |
|------|--------|--------|--------------------------------|
| 1.   | 38600  | 1      | Seat                           |
| 2.   | 41619  | 1      | Seat mount                     |
| 3.   | 39904  | 1      | Seat switch harness            |
| 4.   | 960680 | 1      | Seat belt assembly (2" std.)   |
| 4.   | 960681 | 1      | Seat belt assembly (3" option) |
| 5.   | 42070  | 1      | Knob with stud                 |
| 6.   | 1870   | 4      | Lock washer                    |
| 7.   | 1191   | 4      | nut                            |
| 8.   | 42931  | 1 (pr) | Seat rail adjusters            |
| 9.   | 1193   | 2      | Bolt                           |
| 10.  | 1643   | 4      | Flat washer                    |
| 11.  | 7465   | 2      | Lock nut                       |
| 12.  | 40581  | 1      | Clip                           |
| 13.  | 38516  | 1      | Seat switch                    |

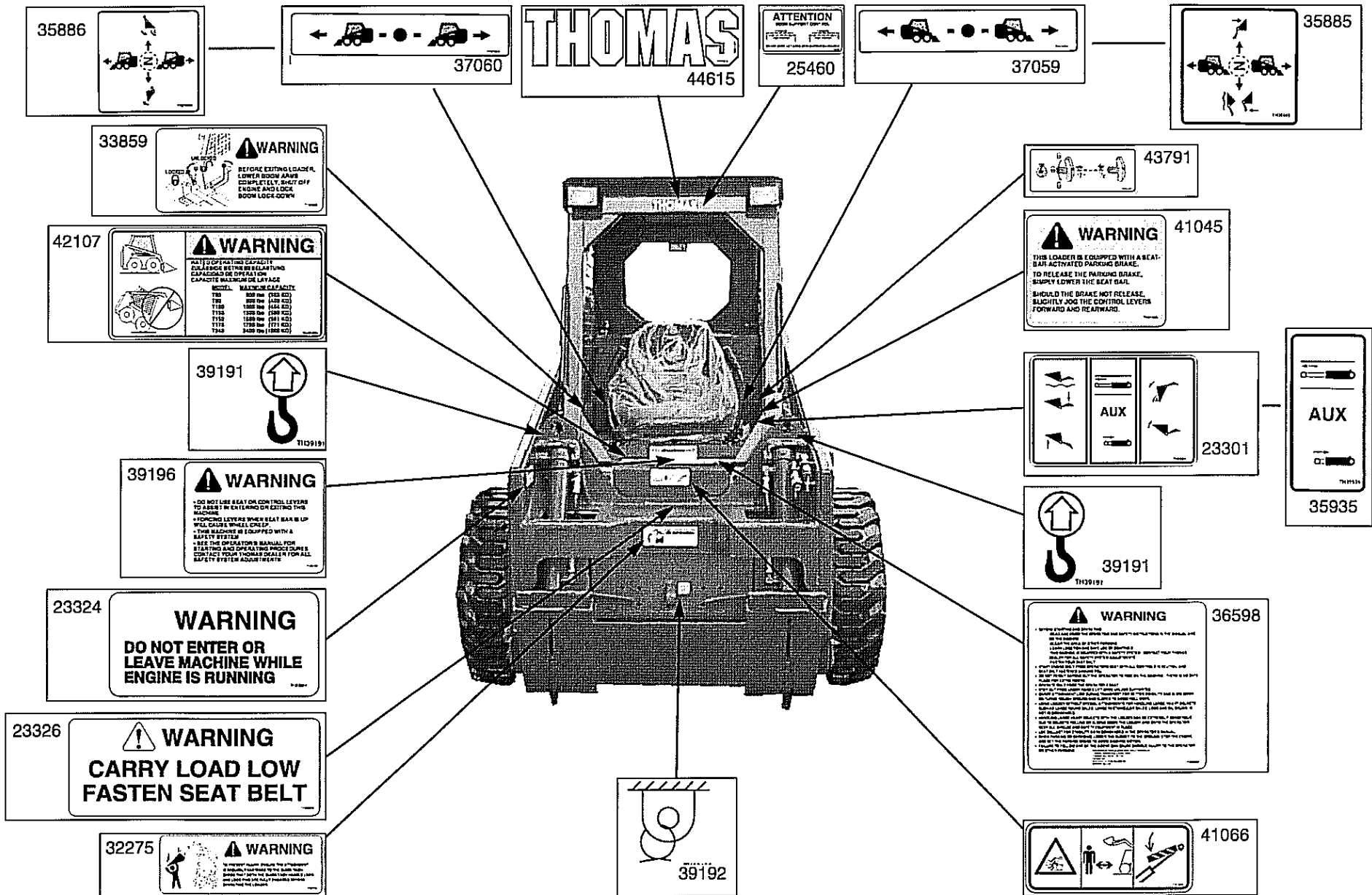
# BOOM LOCKDOWN

1.10

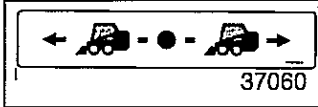
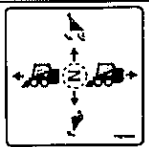




| ITEM | PART   | QTY | DESCRIPTION             |
|------|--------|-----|-------------------------|
| 1.   | 958724 | 1   | Pin connecting assembly |
| 2.   | 958722 | 2   | Lockdown nut assembly   |
| 3.   | 961510 | 2   | Lockdown assembly       |
| 4.   | 2010   | 4   | Grease fitting          |
| 5.   | 1064   | 2   | Set collar              |
| 6.   | 21004  | 2   | Spring pin              |
| 7.   | 5170   | 2   | Bolt                    |
| 8.   | 1650   | 7   | Flat washer             |
| 9.   | 6645   | 3   | Lock nut                |
| 10.  | 2663   | 2   | Bolt                    |
| 11.  | 2279   | 2   | Lock washer             |
| 12.  | 22470  | 1   | Spring                  |
| 13.  | 40323  | 1   | Control rod guide       |
| 14.  | 960851 | 1   | Control rod             |
| 15.  | 39199  | 1   | Knob                    |



35886

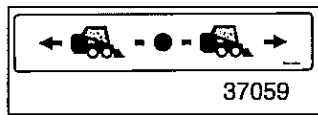


37060

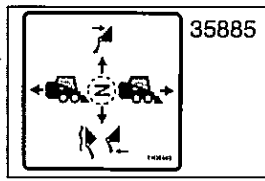
**THOMAS**  
44615

**ATTENTION**  
Before leaving operator seat.

25460



37059

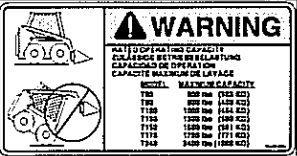


35885

33859



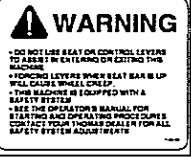
42107



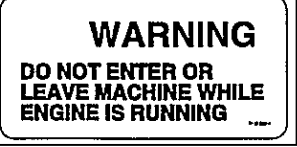
39191



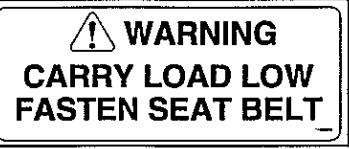
39196



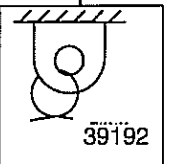
23324



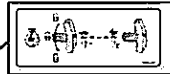
23326



32275



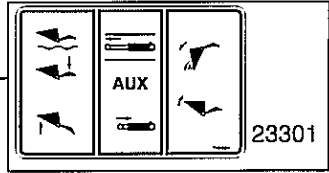
39192




43791




41045



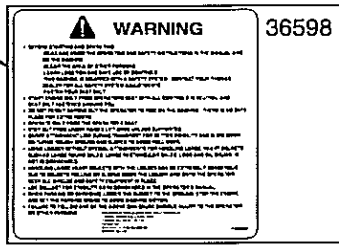
23301



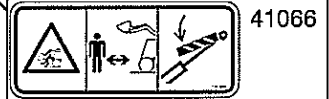
35935



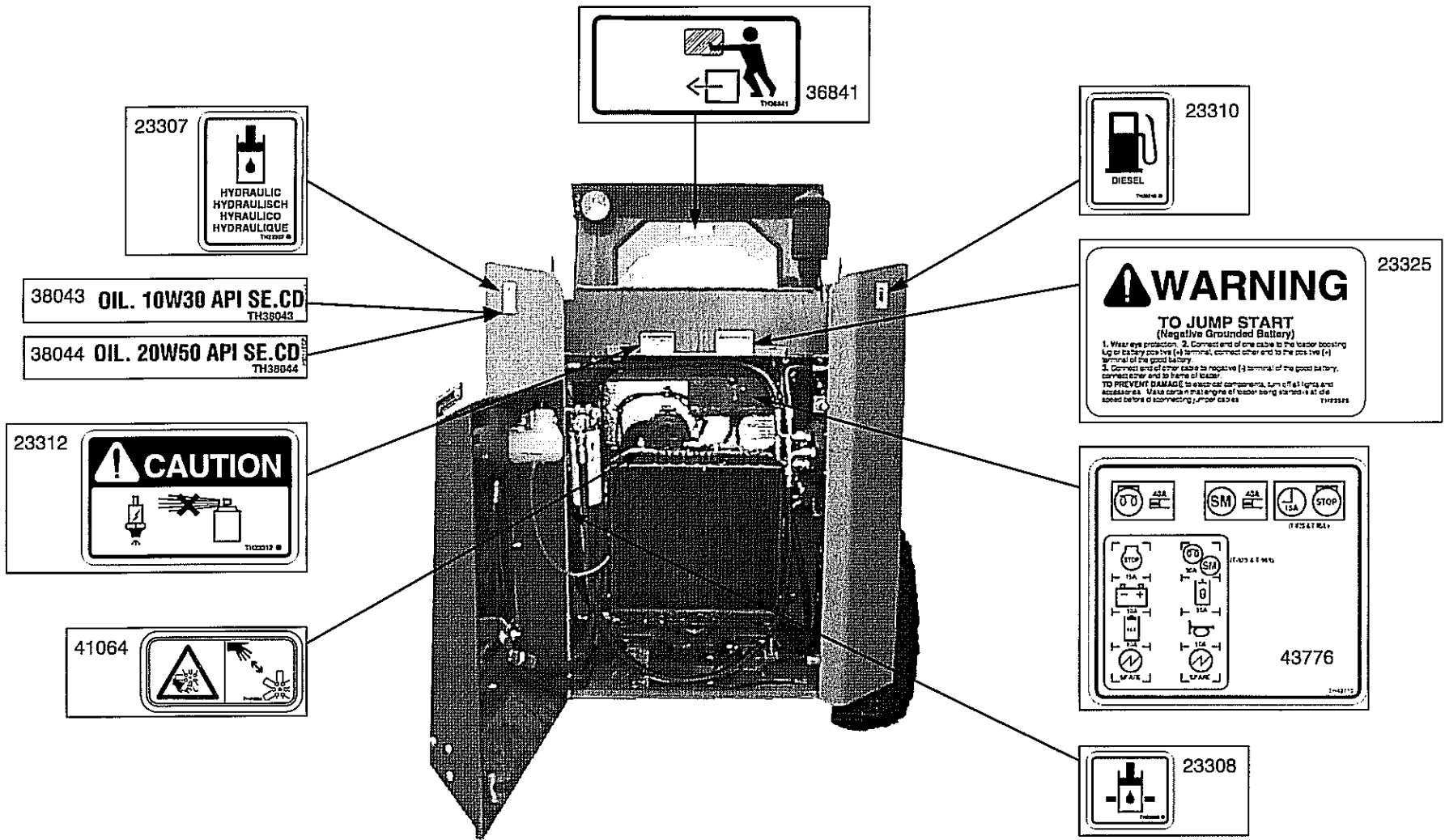
39191

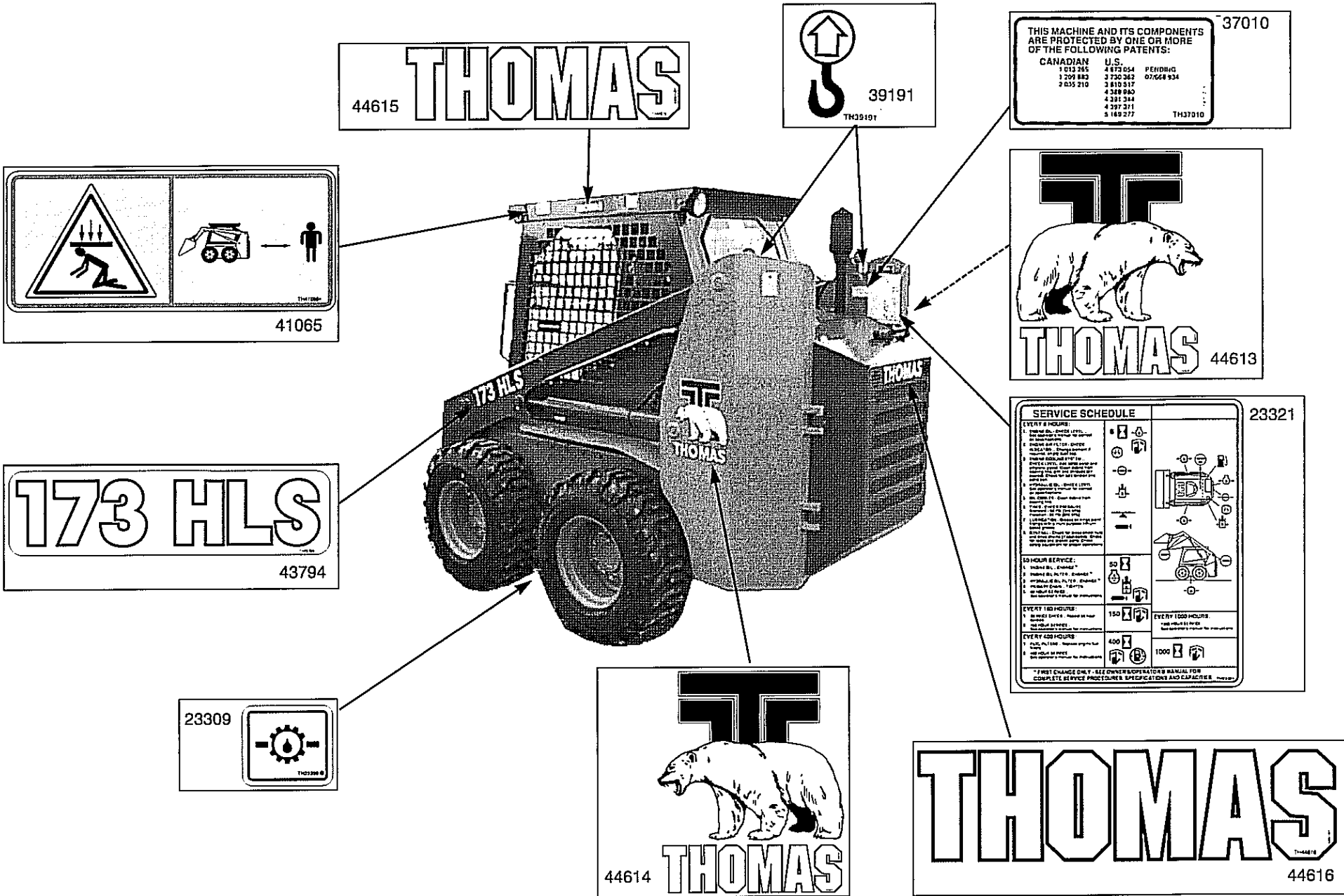


36598



41066






| <b>PART</b> | <b>QTY</b> | <b>DESCRIPTION</b>  |
|-------------|------------|---|
| 43780       | 1          | <b>Common Decal Kit.</b> Contains all decals required to retrofit a cosmetic over haul except decal part numbers 43791 (throttle control, 1 required) and 43794 (173 HLS designation, 2 required) |
| 41544       | 1          | Decal kit, Dutch (supplements 43780)  |
| 41545       | 1          | Decal kit, German (supplements 43780)   |
| 41546       | 1          | Decal kit, French (supplements 43780)   |
| 41547       | 1          | Decal kit, Italian (supplements 43780)  |
| 41548       | 1          | Decal kit, Spanish (supplements 43780)  |
| 41576       | 1          | Decal kit, Danish (supplements 43780)   |
| 34920       | 1          | CE decal, EC92 sound, L <sub>PA</sub> 85  |
| 34925       | 1          | CE decal, EC92 sound, L <sub>WA</sub> 85  |
| 40970       | -          | Orange paint, aerosol, sold each  |
| 41123       | -          | Grey paint, aerosol, sold each  |
| 41778       | 1          | Orange paint, pre - mixed, sold per litre   |
| 41738       | 1          | Grey paint, pre - mixed, sold per litre   |

1700


46564



23309



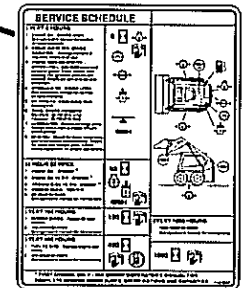
41065



23321



39191



37010



PROTOUGH

46375

**PART QTY DESCRIPTION**

- 41544 1Decal kit, Dutch (supplements 43780)
- 41545 1Decal kit, German (supplements 43780)
- 41546 1Decal kit, French (supplements 43780)
- 41547 1Decal kit, Italian (supplements 43780)
- 41548 1Decal kit, Spanish (supplements 43780)
- 41576 1Decal kit, Danish (supplements 43780)

- 34920 1CE decal, EC92 sound, L<sub>PA</sub> 85
- 34925 1CE decal, EC92 sound, L<sub>WA</sub> 85

- 40970 Orange paint, aerosol, sold each
- 41123 Grey paint, aerosol, sold each
- 41778 1Orange paint, pre - mixed, sold per litre
- 41738 1Grey paint, pre - mixed, sold per litre

**43780 1Common Decal Kit.**

Contains all decals required to retrofit a cosmetic over haul except decal part numbers 43791 (throttle control, 1 required) and 43794 (173 HLS designation , 2 required)

**DECALS and PAINT**

# WHEELS and TIRES

1.12

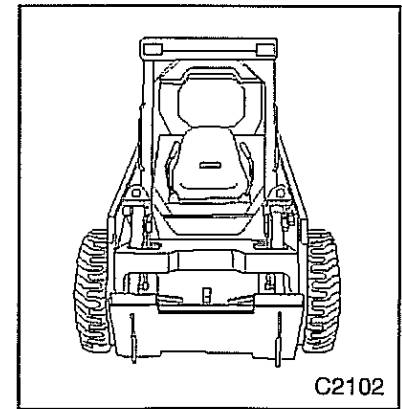
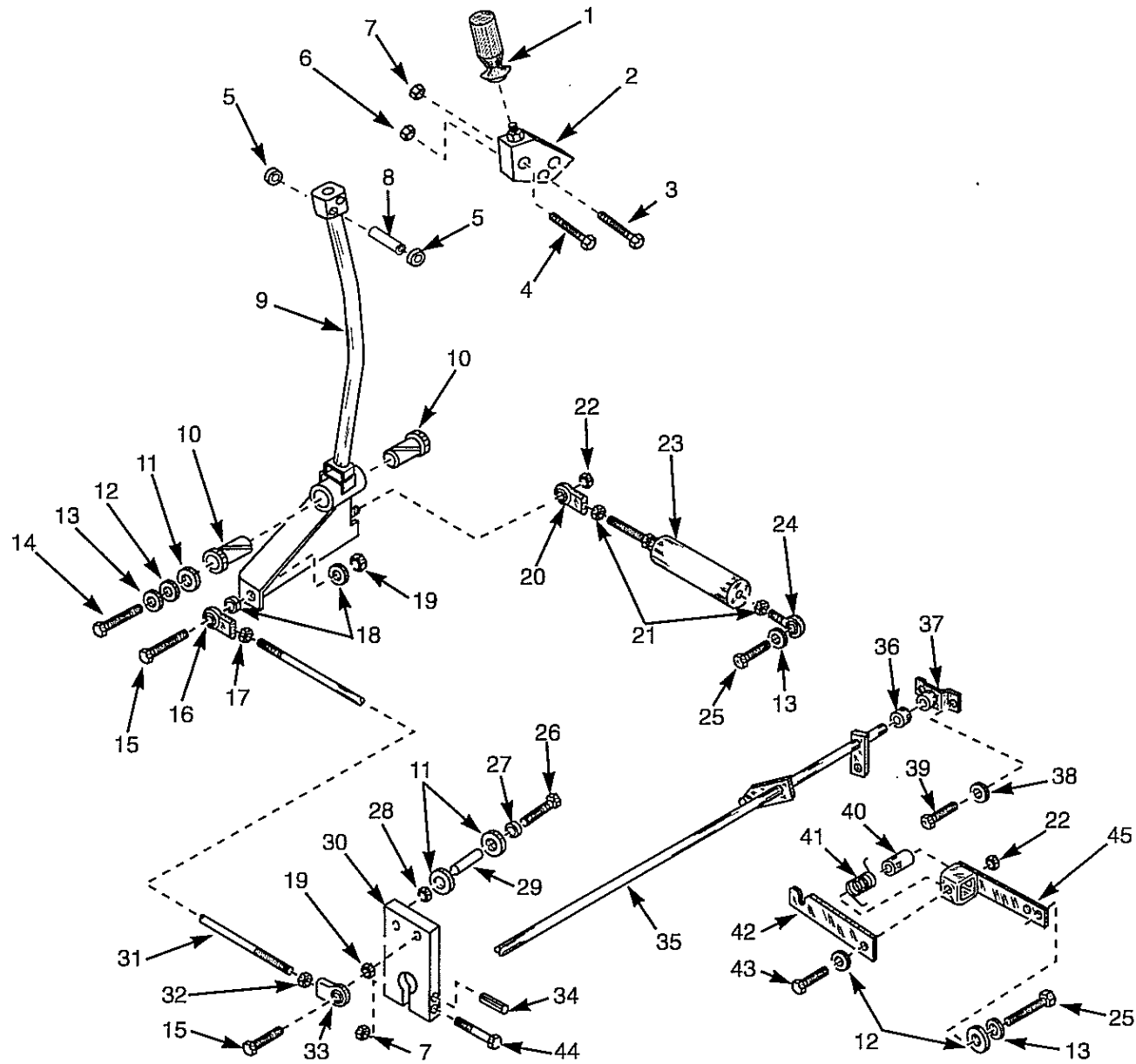
| PART                          | QTY     | DESCRIPTION                   | PART                            | QTY | DESCRIPTION                   |
|-------------------------------|---------|-------------------------------|---------------------------------|-----|-------------------------------|
| * 7019                        | as req. | Stem, Valve, Tubeless         | 10.00 X 16.5 Beefy Baby         |     |                               |
| * 5832                        | as req. | Nut, Wheel                    | * 962582                        | 2   | Tire and Wheel Assy, (LH)     |
| 10.00 X 16.5 Standard         |         |                               | * 962583                        | 2   | Tire and Wheel Assy, (RH)     |
| * 42840                       | 2       | Tire and Wheel Assy (RH)      | * 31583                         | 1   | Wheel, 8.25 X 16.5, 8 Bolt    |
| * 42841                       | 2       | Tire and Wheel Assy (LH)      | * 44027                         | 1   | Tire, 10.00 X 16.5 Beefy Baby |
| * 31583                       | 1       | Wheel, 8.25 X 16.5, 8 Bolt    | 12.00 X 16.5 Beefy Baby         |     |                               |
| * 42857                       | 1       | Tire, 10.00 X 16.5, 6 Ply     | * 962584                        | 2   | Tire and Wheel Assy, (LH)     |
| 12.00 X 16.5 Option           |         |                               | * 962585                        | 2   | Tire and Wheel Assy, (RH)     |
| * 42842                       | 2       | Tire and Wheel Assy (LH)      | * 36491                         | 1   | Wheel, 9.75 X 16.5, 8 Bolt    |
| * 42843                       | 2       | Tire and Wheel Assy (RH)      | * 44026                         | 1   | Tire, 12.00 X 16.5 Beefy Baby |
| * 36491                       | 1       | Wheel, 9.75 X 16.5, 8 Bolt    | 10.00 X 16.5 HD2000 (Rim Guard) |     |                               |
| * 42829                       | 1       | Tire, 12.0 X 16.5, 8 Ply      | * 44018                         | 2   | Tire and Wheel Assy, (LH)     |
| 12.00 X 16.5 latco (Alr Boss) |         |                               | * 44019                         | 2   | Tire and Wheel Assy, (RH)     |
| * 36092                       | 2       | Wheel, Segmented, 12.0 X 16.5 | * 31583                         | 1   | Wheel, 8.25 X 16.5, 8 Bolt    |
| * 36619                       | 2       | Wheel, Segmented, 12.0 X 16.5 | * 44025                         | 1   | Tire, 10.00 X 16.5, HD2000    |
| * 36094                       | 22      | Segments (Per Wheel)          | 12.00 X 16.5 HD2000 (Rim Guard) |     |                               |
| 8.00 X 16.0 Solid Rubber      |         |                               | * 44020                         | 2   | Tire and Wheel Assy, (LH)     |
| * 961300                      | 4       | Tire and Wheel Assy (Solid)   | * 44021                         | 2   | Tire and Wheel Assy, (RH)     |
| * 961299                      | 1       | Wheel Assy                    | * 36491                         | 1   | Wheel, 9.75 X 16.5, 8 Bolt    |
| * 38284                       | 1       | Tire, 8.00 X 16.0 Solid       | * 44024                         | 1   | Tire, 12.00 X 16.5, HD2000    |
| 15.5 X 15.0 Terra Tire        |         |                               |                                 |     |                               |
| * 956792                      | 4       | Tire and Wheel Assy           |                                 |     |                               |
| * 6804                        | 1       | Tire                          |                                 |     |                               |
| * 29211                       | 1       | Wheel, 13.00 X 15.0, 8 Bolt   |                                 |     |                               |
| 8.25 X 15.0                   |         |                               |                                 |     |                               |
| * 42838                       | 2       | Wheel and Tire Assy (LH)      |                                 |     |                               |
| * 42839                       | 2       | Wheel and Tire Assy (RH)      |                                 |     |                               |
| * 34434                       | 1       | Wheel                         |                                 |     |                               |
| * 42828                       | 1       | Tire, 8.25 X 15.0 6 Ply       |                                 |     |                               |

|  |            |
|--|------------|
| <b>Control Lever, RH .....</b>                         | <b>2.1</b> |
| <b>Control Lever, LH .....</b>                         | <b>2.2</b> |
| <b>Control Lever, Hand Operated Controls, RH .....</b> | <b>2.3</b> |
| <b>Control Lever, Hand Operated Controls, LH.....</b>  | <b>2.4</b> |
| <b>Foot Pedals .....</b>                               | <b>2.5</b> |
| <b>Foot Pedal. Hand Operated Controls .....</b>        | <b>2.6</b> |
| <b>Throttle .....</b>                                  | <b>2.7</b> |
| <b>Restraint Bar .....</b>                             | <b>2.8</b> |



# CONTROL LEVER, RH

2.1

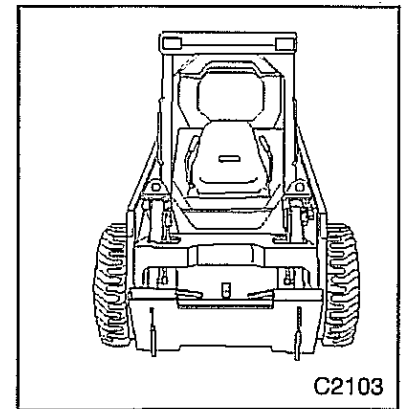
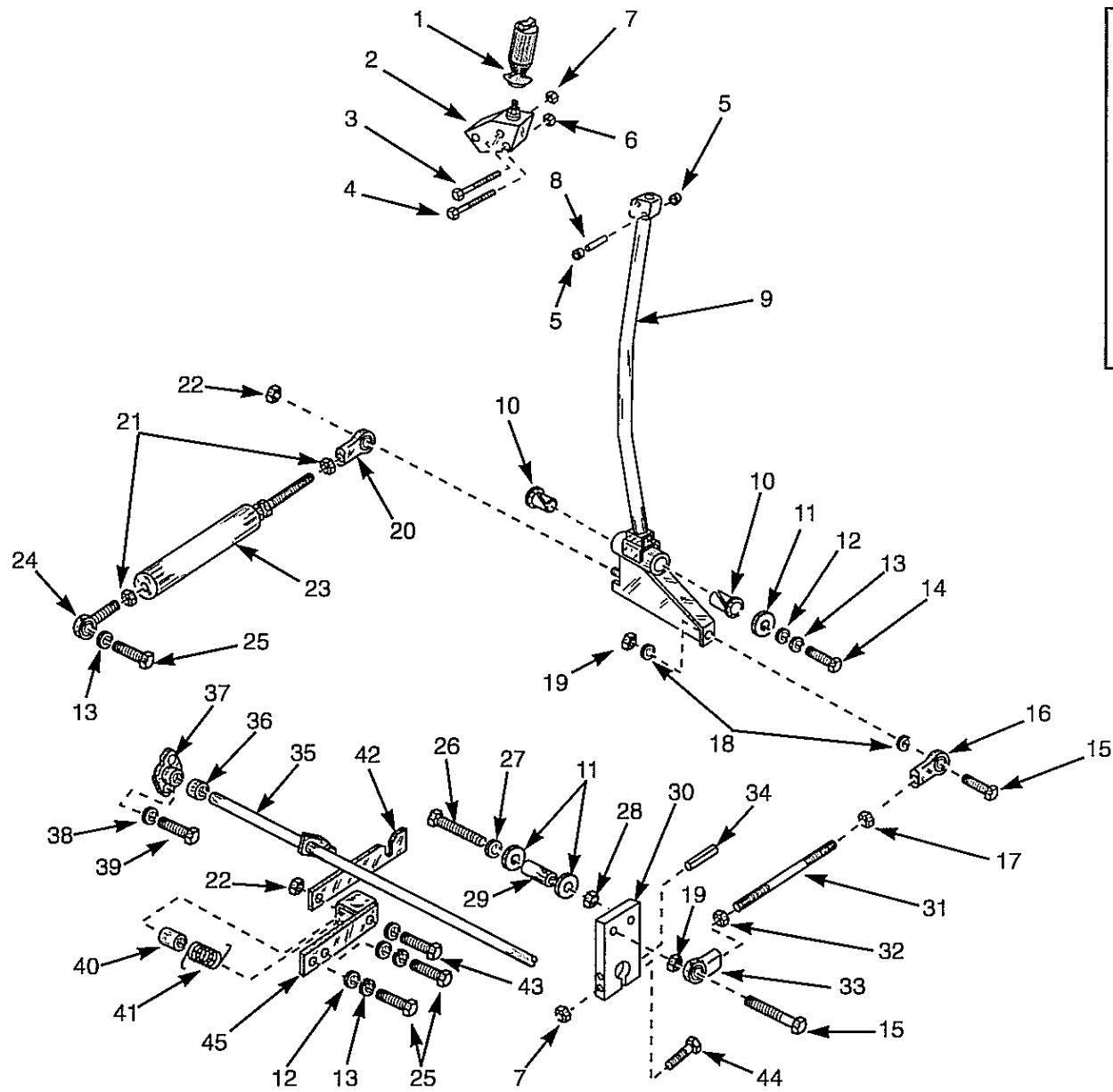


C2470

| ITEM | PART   | QTY | DESCRIPTION                             | ITEM | PART   | QTY | DESCRIPTION                 |
|------|--------|-----|---|------|--------|-----|-----------------------------|
| 1.   | 43808  | 1   | Handle                                  | 34.  | 14916  | 1   | Spring pin                  |
| *    | 40960  | 1   | Handle, with electrical switch assembly | 35.  | 960840 | 1   | Pintle lock activator shaft |
| **   | 38412  | 2   | Switch, in handle                       | 36.  | 29066  | 2   | Set collar                  |
| 2.   | 962761 | 1   | Lever handle base                       | 37.  | 29065  | 2   | Flange bearing              |
| 3.   | 1677   | 1   | Bolt, 5/16"                             | 38.  | 2279   | 4   | Lock washer                 |
| 4.   | 25589  | 1   | Bolt, 1/4"                              | 39.  | 2338   | 4   | Bolt                        |
| 5.   | 44348  | 2   | Flange bushing                          | 40.  | 23012  | 1   | Bushing                     |
| 6.   | 23772  | 1   | Lock nut                                | 41.  | 956137 | 1   | Spring                      |
| 7.   | 16771  | 1   | Lock nut                                | 42.  | 29982  | 1   | Locking arm                 |
| 8.   | 44349  | 1   | Bushing                                 | 43.  | 14620  | 1   | Bolt                        |
| 9.   | 962725 | 1   | Control lever, RH                       | 44.  | 1677   | 1   | Bolt                        |
| 10.  | 44347  | 2   | Flange bushing                          | 45.  | 960836 | 1   | Lock pivot, RH              |
| 11.  | 29834  | 3   | Fender washer                           |      |        |     |                             |
| 12.  | 1643   | 4   | Flat washer                             |      |        |     |                             |
| 13.  | 1642   | 4   | Lock washer                             |      |        |     |                             |
| 14.  | 1673   | 1   | Bolt                                    |      |        |     |                             |
| 15.  | 1668   | 2   | Bolt                                    |      |        |     |                             |
| 16.  | 42207  | 1   | Rod end, 7/16                           |      |        |     |                             |
| 17.  | 5406   | 1   | Nut, 7/16" UNF                          |      |        |     |                             |
| 18.  | 6394   | 2   | Lock washer                             |      |        |     |                             |
| 19.  | 6393   | 2   | Nut, 7/16" UNC                          |      |        |     |                             |
| 20.  | 5803   | 1   | Rod end, 3/8"                           |      |        |     |                             |
| 21.  | 1898   | 4   | Nut, 3/8" UNF                           |      |        |     |                             |
| 22.  | 7465   | 2   | Lock nut                                |      |        |     |                             |
| 23.  | 959090 | 1   | Hydroback                               |      |        |     |                             |
| 24.  | 15880  | 1   | Rod end, male                           |      |        |     |                             |
| 25.  | 1193   | 3   | Bolt                                    |      |        |     |                             |
| 26.  | 1364   | 1   | Bolt                                    |      |        |     |                             |
| 27.  | 21174  | 1   | Spacer washer                           |      |        |     |                             |
| 28.  | 1194   | 1   | Nut                                     |      |        |     |                             |
| 29.  | 29349  | 1   | Bushing                                 |      |        |     |                             |
| 30.  | 43880  | 1   | Pintle lever                            |      |        |     |                             |
| 31.  | 44450  | 1   | Control rod                             |      |        |     |                             |
| 32.  | 42211  | 1   | Nut, 7/16" UNF LH                       |      |        |     |                             |
| 33.  | 42208  | 1   | Rod end, 7/16" LH                       |      |        |     |                             |

# CONTROL LEVER, LH

2.2



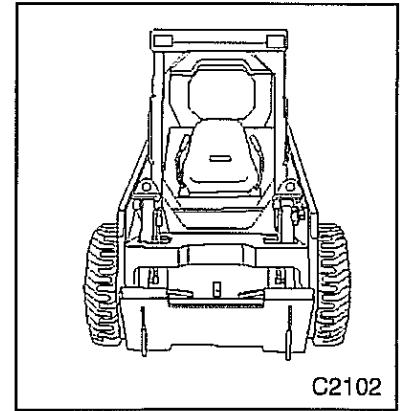
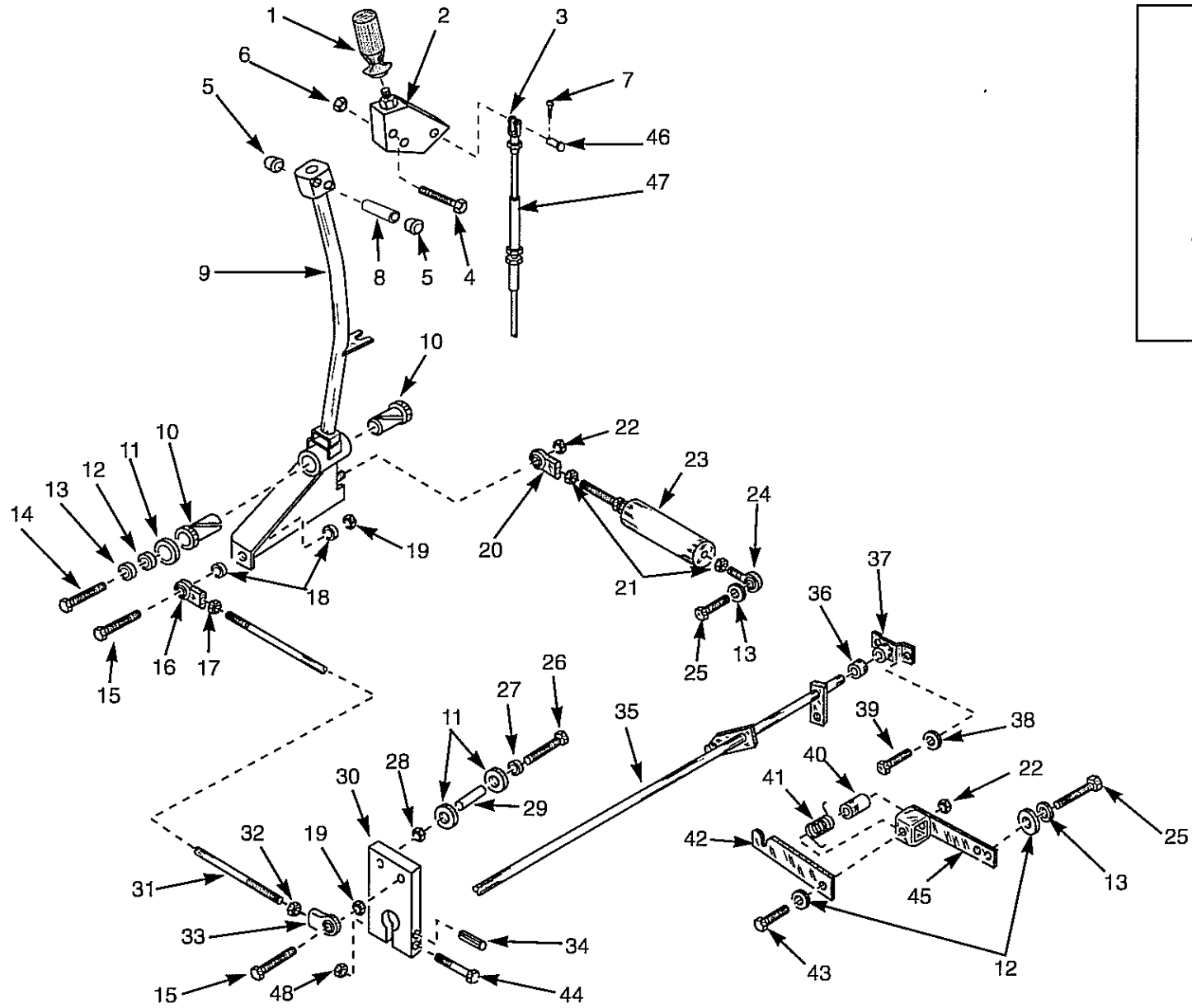
C2471

| ITEM | PART   | QTY | DESCRIPTION                             | ITEM | PART   | QTY | DESCRIPTION                 |
|------|--------|-----|---|------|--------|-----|-----------------------------|
| 1.   | 43808  | 1   | Handle                                  | 34.  | 14916  | 1   | Spring pin                  |
| *    | 40960  | 1   | Handle, with electrical switch assembly | 35.  | 960840 | 1   | Pintle lock activator shaft |
| **   | 38412  | 2   | Switch, in handle                       | 36.  | 29066  | 2   | Set collar                  |
| 2.   | 962761 | 1   | Lever handle base                       | 37.  | 29065  | 2   | Flange bearing              |
| 3.   | 1677   | 1   | Bolt, 5/16"                             | 38.  | 2279   | 4   | Lock washer                 |
| 4.   | 25589  | 1   | Bolt, 1/4"                              | 39.  | 2338   | 4   | Bolt                        |
| 5.   | 44348  | 2   | Flange bushing                          | 40.  | 23012  | 1   | Bushing                     |
| 6.   | 23772  | 1   | Lock nut                                | 41.  | 956137 | 1   | Spring                      |
| 7.   | 16771  | 1   | Lock nut                                | 42.  | 29982  | 1   | Locking arm                 |
| 8.   | 44349  | 1   | Bushing                                 | 43.  | 14620  | 1   | Bolt                        |
| 9.   | 962726 | 1   | Control lever, LH                       | 44.  | 1677   | 1   | Bolt                        |
| 10.  | 44347  | 2   | Flange bushing                          | 45.  | 960837 | 1   | Lock pivot, LH              |
| 11.  | 29834  | 3   | Fender washer                           |      |        |     |                             |
| 12.  | 1643   | 4   | Flat washer                             |      |        |     |                             |
| 13.  | 1642   | 4   | Lock washer                             |      |        |     |                             |
| 14.  | 1673   | 1   | Bolt                                    |      |        |     |                             |
| 15.  | 1668   | 2   | Bolt                                    |      |        |     |                             |
| 16.  | 42207  | 1   | Rod end, 7/16                           |      |        |     |                             |
| 17.  | 5406   | 1   | Nut, 7/16" UNF                          |      |        |     |                             |
| 18.  | 6394   | 2   | Lock washer                             |      |        |     |                             |
| 19.  | 6393   | 2   | Nut, 7/16" UNC                          |      |        |     |                             |
| 20.  | 5803   | 1   | Rod end, 3/8"                           |      |        |     |                             |
| 21.  | 1898   | 4   | Nut, 3/8" UNF                           |      |        |     |                             |
| 22.  | 7465   | 2   | Lock nut                                |      |        |     |                             |
| 23.  | 959090 | 1   | Hydroback                               |      |        |     |                             |
| 24.  | 15880  | 1   | Rod end, male                           |      |        |     |                             |
| 25.  | 1193   | 3   | Bolt                                    |      |        |     |                             |
| 26.  | 1364   | 1   | Bolt                                    |      |        |     |                             |
| 27.  | 21174  | 1   | Spacer washer                           |      |        |     |                             |
| 28.  | 1194   | 1   | Nut                                     |      |        |     |                             |
| 29.  | 29349  | 1   | Bushing                                 |      |        |     |                             |
| 30.  | 43880  | 1   | Pintle lever                            |      |        |     |                             |
| 31.  | 42205  | 1   | Control rod                             |      |        |     |                             |
| 32.  | 42211  | 1   | Nut, 7/16" UNF LH                       |      |        |     |                             |
| 33.  | 42208  | 1   | Rod end, 7/16" LH                       |      |        |     |                             |

## CONTROL LEVER, LH

# CONTROL LEVER, HAND OPERATED, RH

2.3



C2418

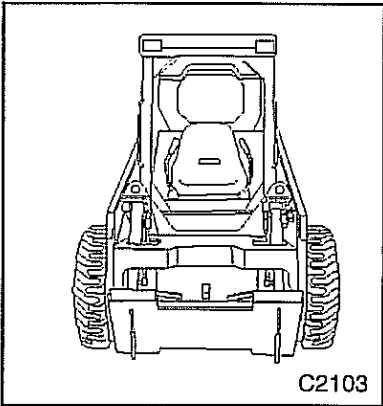
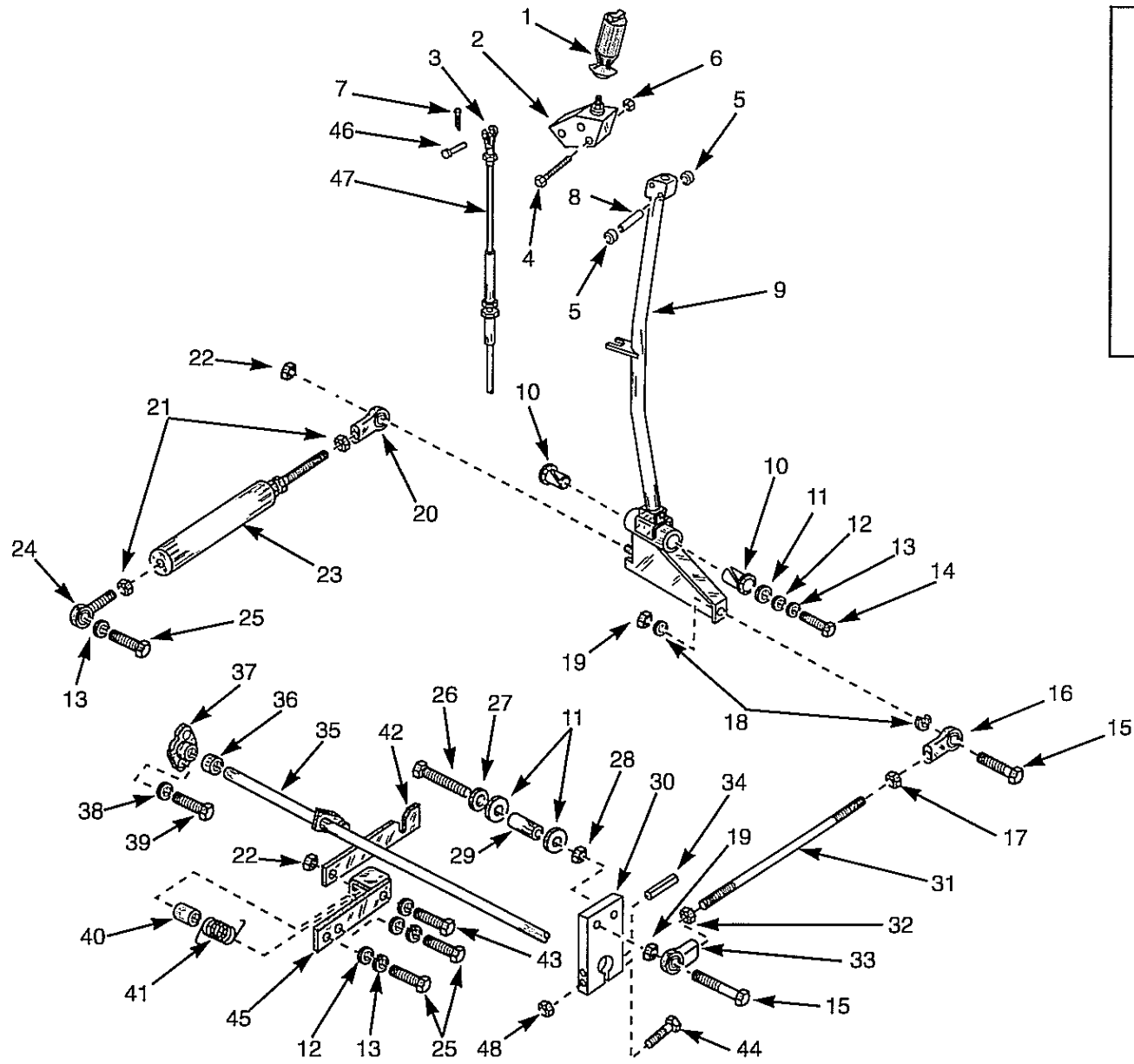
| ITEM | PART   | QTY | DESCRIPTION                             | ITEM | PART   | QTY | DESCRIPTION                 |
|------|--------|-----|---|------|--------|-----|-----------------------------|
| 1.   | 43808  | 1   | Handle                                  | 34.  | 14916  | 1   | Spring pin                  |
| *    | 40960  | 1   | Handle, with electrical switch assembly | 35.  | 960840 | 1   | Pintle lock activator shaft |
| **   | 38412  | 2   | Switch, in handle                       | 36.  | 29066  | 2   | Set collar                  |
| 2.   | 962761 | 1   | Lever handle base                       | 37.  | 29065  | 2   | Flange bearing              |
| 3.   | 35884  | 1   | Clevis                                  | 38.  | 2279   | 4   | Lock washer                 |
| 4.   | 25589  | 1   | Bolt, 1/4"                              | 39.  | 2338   | 4   | Bolt                        |
| 5.   | 44348  | 2   | Flange bushing                          | 40.  | 23012  | 1   | Bushing                     |
| 6.   | 23772  | 1   | Lock nut                                | 41.  | 956137 | 1   | Spring                      |
| 7.   | 1630   | 1   | Cotter pin                              | 42.  | 29982  | 1   | Locking arm                 |
| 8.   | 44349  | 1   | Bushing                                 | 43.  | 14620  | 1   | Bolt                        |
| 9.   | 962725 | 1   | Control lever, RH                       | 44.  | 1677   | 1   | Bolt                        |
| 10.  | 44347  | 2   | Flange bushing                          | 45.  | 960836 | 1   | Lock pivot, RH              |
| 11.  | 29834  | 3   | Fender washer                           | 46.  | 30044  | 1   | Clevis pin                  |
| 12.  | 1643   | 4   | Flat washer                             | 47.  | 36305  | 1   | Control cable               |
| 13.  | 1642   | 4   | Lock washer                             | 48.  | 16771  | 1   | Lock nut                    |
| 14.  | 1673   | 1   | Bolt                                    |      |        |     |                             |
| 15.  | 1668   | 2   | Bolt                                    |      |        |     |                             |
| 16.  | 42207  | 1   | Rod end, 7/16                           |      |        |     |                             |
| 17.  | 5406   | 1   | Nut, 7/16" UNF                          |      |        |     |                             |
| 18.  | 6394   | 2   | Lock washer                             |      |        |     |                             |
| 19.  | 6393   | 2   | Nut, 7/16" UNC                          |      |        |     |                             |
| 20.  | 5803   | 1   | Rod end, 3/8"                           |      |        |     |                             |
| 21.  | 1898   | 4   | Nut, 3/8" UNF                           |      |        |     |                             |
| 22.  | 7465   | 2   | Lock nut                                |      |        |     |                             |
| 23.  | 959090 | 1   | Hydroback                               |      |        |     |                             |
| 24.  | 15880  | 1   | Rod end, male                           |      |        |     |                             |
| 25.  | 1193   | 3   | Bolt                                    |      |        |     |                             |
| 26.  | 1364   | 1   | Bolt                                    |      |        |     |                             |
| 27.  | 21174  | 1   | Spacer washer                           |      |        |     |                             |
| 28.  | 1194   | 1   | Nut                                     |      |        |     |                             |
| 29.  | 29349  | 1   | Bushing                                 |      |        |     |                             |
| 30.  | 43880  | 1   | Pintle lever                            |      |        |     |                             |
| 31.  | 44450  | 1   | Control rod                             |      |        |     |                             |
| 32.  | 42211  | 1   | Nut, 7/16" UNF LH                       |      |        |     |                             |
| 33.  | 42208  | 1   | Rod end, 7/16" LH                       |      |        |     |                             |

## CONTROL LEVER, HAND OPERATED, RH

2.3

# CONTROL LEVER, HAND OPERATED, LH

2.4



C2441

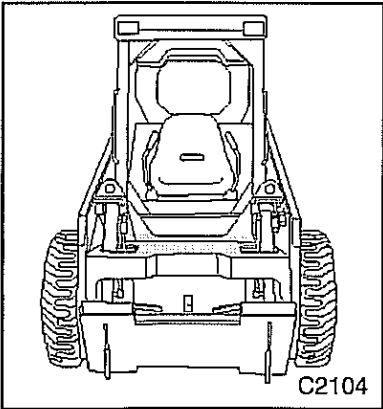
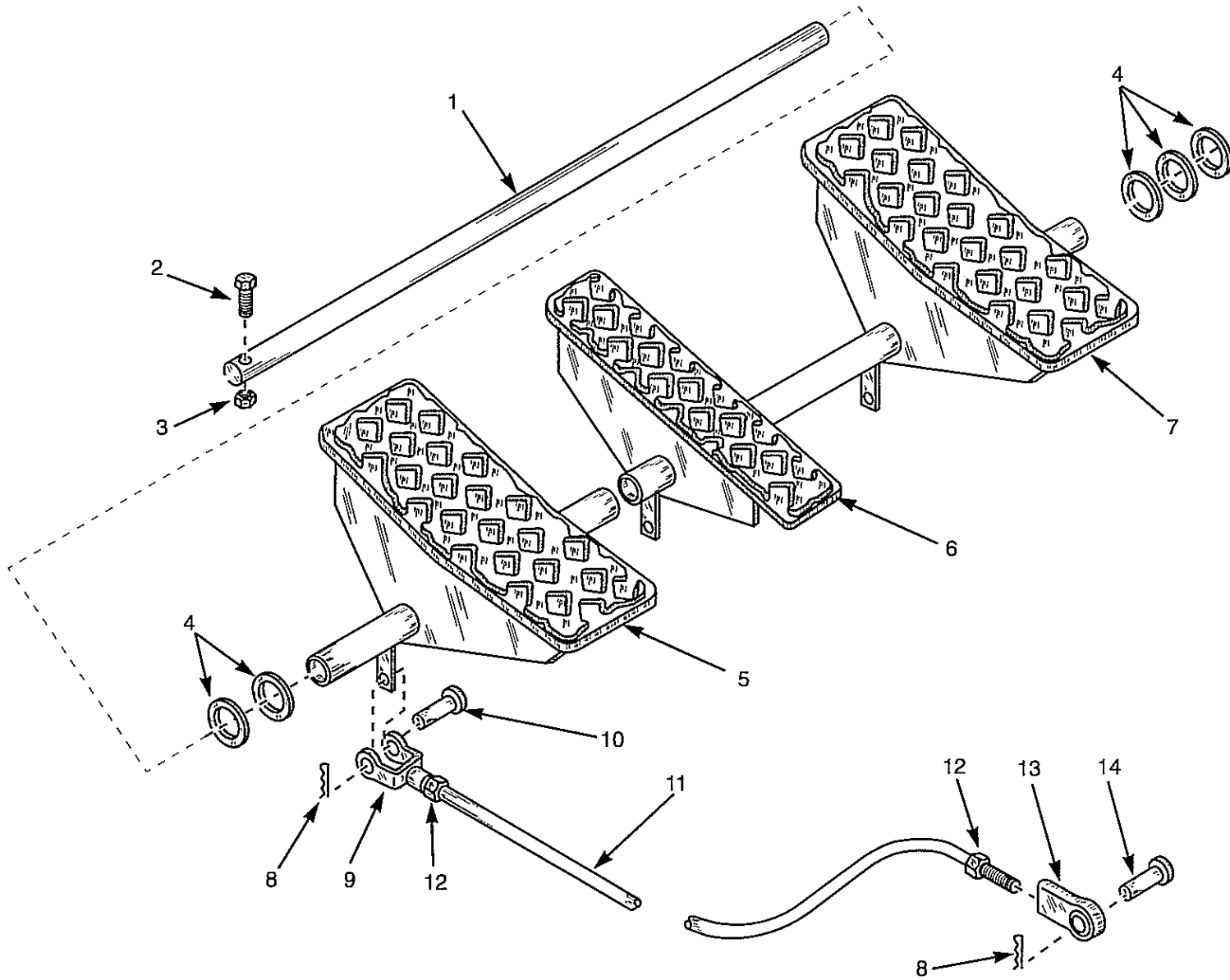
| ITEM | PART   | QTY | DESCRIPTION                             | ITEM | PART   | QTY | DESCRIPTION                 |
|------|--------|-----|---|------|--------|-----|-----------------------------|
| 1.   | 43808  | 1   | Handle                                  | 34.  | 14916  | 1   | Spring pin                  |
| *    | 40960  | 1   | Handle, with electrical switch assembly | 35.  | 960840 | 1   | Pintle lock activator shaft |
| **   | 38412  | 2   | Switch, in handle                       | 36.  | 29066  | 2   | Set collar                  |
| 2.   | 962761 | 1   | Lever handle base                       | 37.  | 29065  | 2   | Flange bearing              |
| 3.   | 35884  | 2   | Clevis                                  | 38.  | 2279   | 4   | Lock washer                 |
| 4.   | 25589  | 1   | Bolt, 1/4"                              | 39.  | 2338   | 4   | Bolt                        |
| 5.   | 44348  | 2   | Flange bushing                          | 40.  | 23012  | 1   | Bushing                     |
| 6.   | 23772  | 1   | Lock nut                                | 41.  | 956137 | 1   | Spring                      |
| 7.   | 1630   | 2   | Cotter pin                              | 42.  | 29982  | 1   | Locking arm                 |
| 8.   | 44349  | 1   | Bushing                                 | 43.  | 14620  | 1   | Bolt                        |
| 9.   | 962726 | 1   | Control lever, LH                       | 44.  | 1677   | 1   | Bolt                        |
| 10.  | 44347  | 2   | Flange bushing                          | 45.  | 960837 | 1   | Lock pivot, LH              |
| 11.  | 29834  | 3   | Fender washer                           | 46.  | 30044  | 1   | Clevis pin                  |
| 12.  | 1643   | 4   | Flat washer                             | 47.  | 44407  | 1   | Control cable               |
| 13.  | 1642   | 4   | Lock washer                             | 48.  | 16771  | 1   | Lock nut                    |
| 14.  | 1673   | 1   | Bolt                                    |      |        |     |                             |
| 15.  | 1668   | 2   | Bolt                                    |      |        |     |                             |
| 16.  | 42207  | 1   | Rod end, 7/16                           |      |        |     |                             |
| 17.  | 5406   | 1   | Nut, 7/16" UNF                          |      |        |     |                             |
| 18.  | 6394   | 2   | Lock washer                             |      |        |     |                             |
| 19.  | 6393   | 2   | Nut, 7/16" UNC                          |      |        |     |                             |
| 20.  | 5803   | 1   | Rod end, 3/8"                           |      |        |     |                             |
| 21.  | 1898   | 4   | Nut, 3/8" UNF                           |      |        |     |                             |
| 22.  | 7465   | 2   | Lock nut                                |      |        |     |                             |
| 23.  | 959090 | 1   | Hydroback                               |      |        |     |                             |
| 24.  | 15880  | 1   | Rod end, male                           |      |        |     |                             |
| 25.  | 1193   | 3   | Bolt                                    |      |        |     |                             |
| 26.  | 1364   | 1   | Bolt                                    |      |        |     |                             |
| 27.  | 21174  | 1   | Spacer washer                           |      |        |     |                             |
| 28.  | 1194   | 1   | Nut                                     |      |        |     |                             |
| 29.  | 29349  | 1   | Bushing                                 |      |        |     |                             |
| 30.  | 43880  | 1   | Pintle lever                            |      |        |     |                             |
| 31.  | 42205  | 1   | Control rod                             |      |        |     |                             |
| 32.  | 42211  | 1   | Nut, 7/16" UNF LH                       |      |        |     |                             |
| 33.  | 42208  | 1   | Rod end, 7/16" LH                       |      |        |     |                             |

## CONTROL LEVER, HAND OPERATED, LH



# FOOT PEDALS

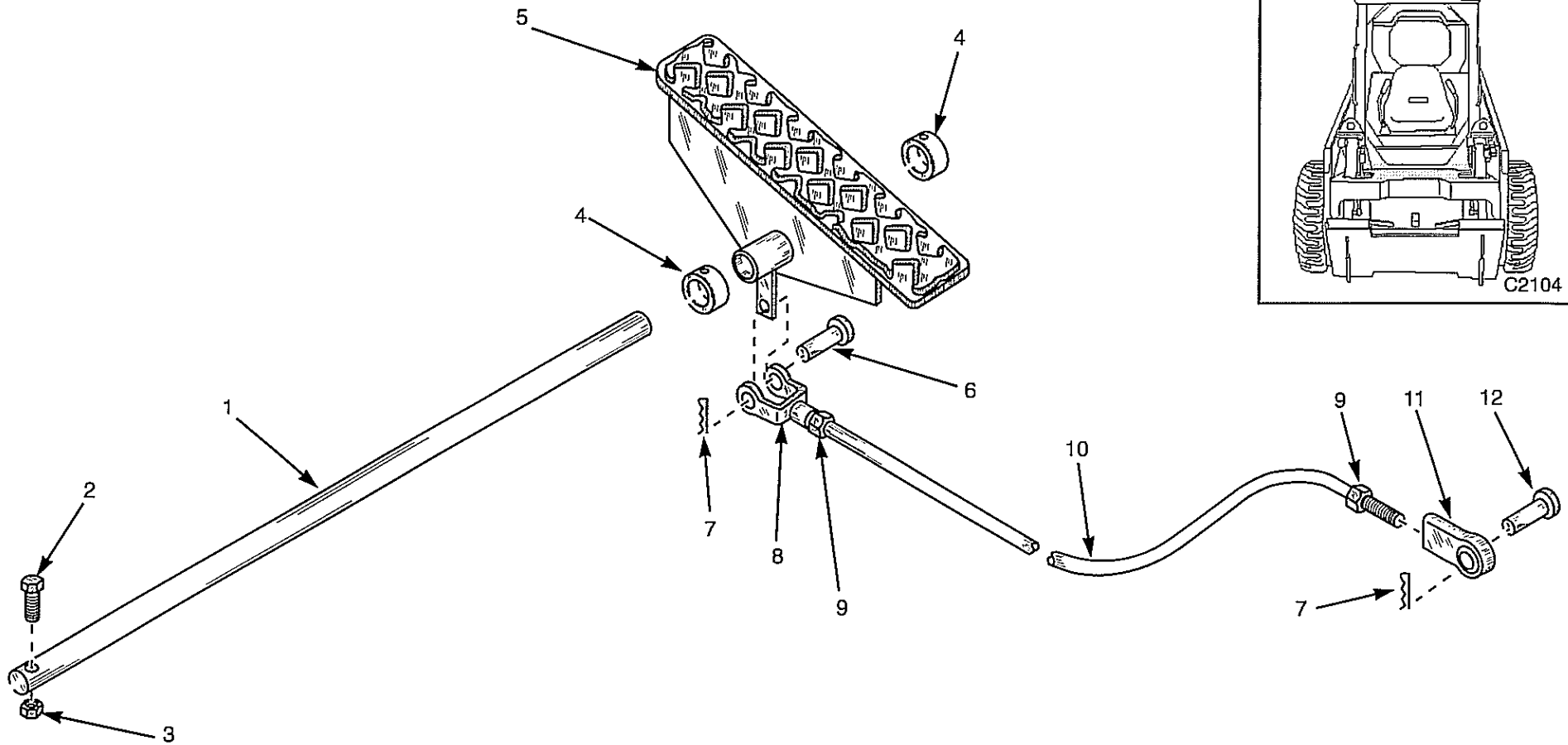
2.5



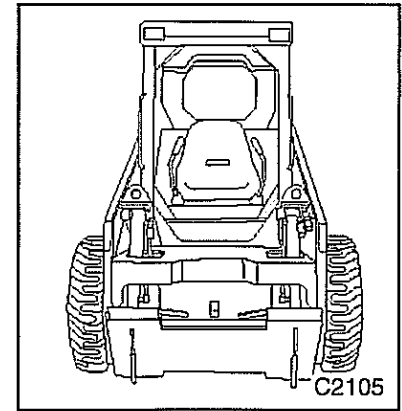
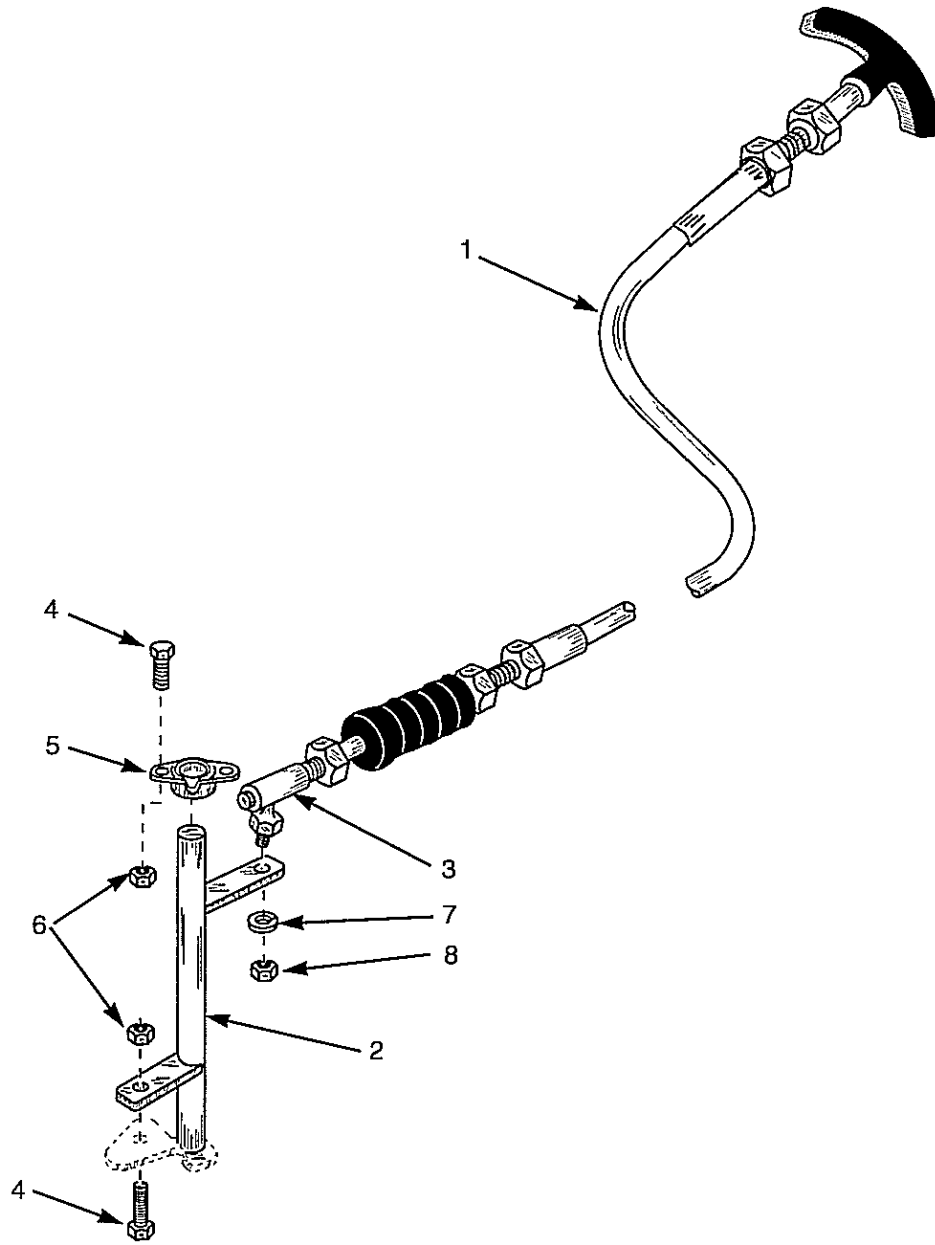
C2021

| ITEM | PART   | QTY   | DESCRIPTION      |
|------|--------|-------|------------------|
| 1.   | 41189  | 1     | Shaft            |
| 2.   | 25589  | 1     | Bolt             |
| 3.   | 17432  | 1     | Lock nut         |
| 4.   | 17516  | A / R | Washer           |
| 5.   | 960805 | 1     | Pedal, lift      |
| 6.   | 960807 | 1     | Pedal, auxiliary |
| 7.   | 960806 | 1     | Pedal, tilt      |
| 8.   | 1630   | 6     | Cotter pin       |
| 9.   | 35884  | 3     | Clevis           |
| 10.  | 30044  | 3     | Clevis pin       |
| 11.  | 36305  | 3     | Cable            |
| 12.  | 5405   | 6     | Nut              |
| 13.  | 36487  | 3     | Clevis           |
| 14.  | 34266  | 3     | Clevis pin       |

# FOOT PEDALS, HAND OPERATED CONTROLS

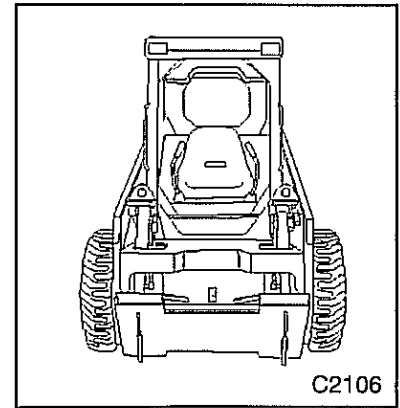
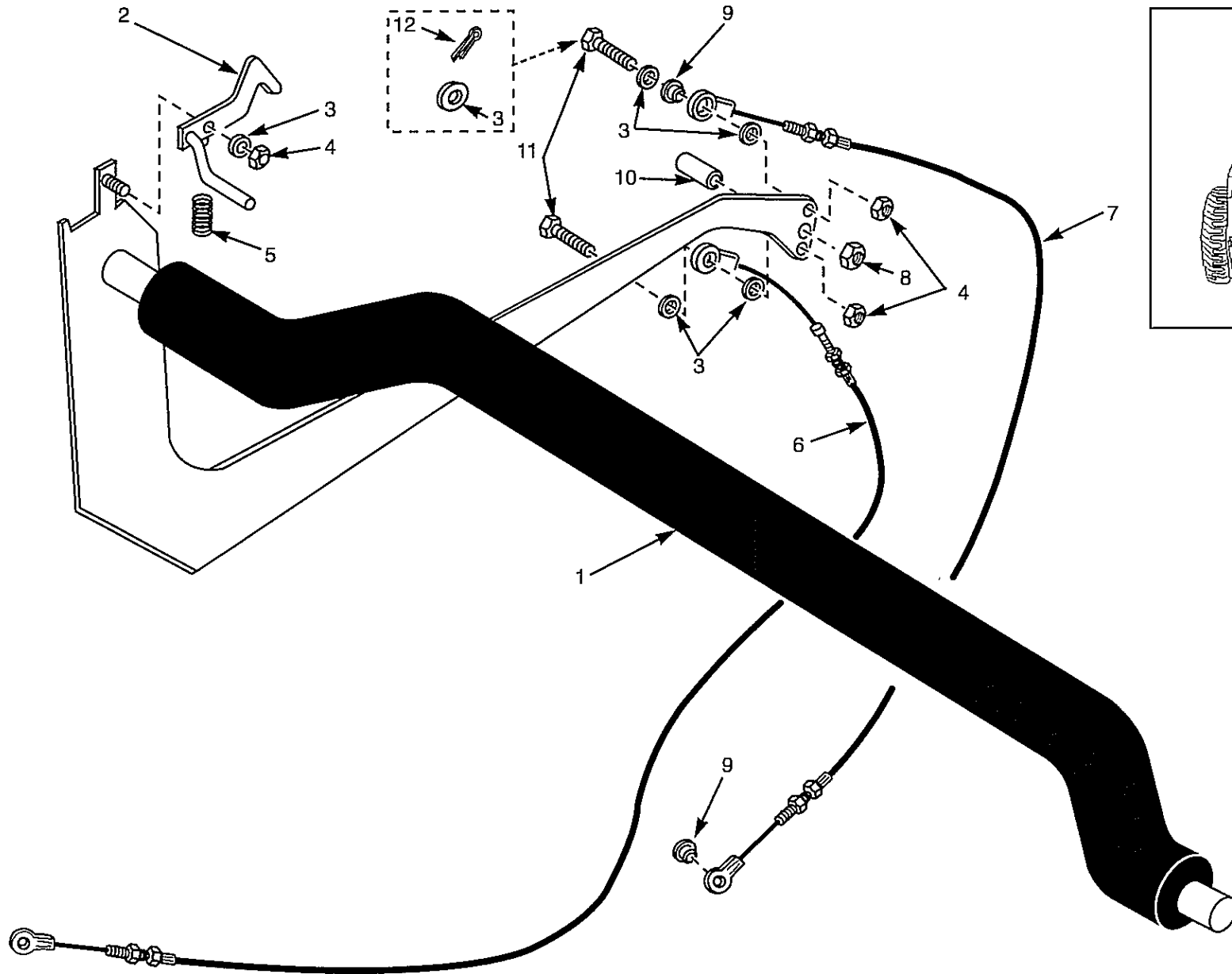


| ITEM | PART   | QTY | DESCRIPTION      |
|------|--------|-----|------------------|
| 1.   | 41189  | 1   | Shaft            |
| 2.   | 25589  | 1   | Bolt             |
| 3.   | 17432  | 1   | Lock nut         |
| 4.   | 4842   | 2   | Set collar       |
| 5.   | 960807 | 1   | Pedal, auxiliary |
| 6.   | 30044  | 1   | Clevis pin       |
| 7.   | 1630   | 2   | Cotter pin       |
| 8.   | 35884  | 1   | Clevis           |
| 9.   | 5405   | 2   | Nut              |
| 10.  | 36305  | 1   | Cable            |
| 11.  | 44406  | 1   | Clevis           |
| 12.  | 34266  | 1   | Clevis pin       |



| <b>ITEM</b> | <b>PART</b>  | <b>QTY</b> | <b>DESCRIPTION</b> |
|-------------|--------------|------------|--------------------|
| 1.          | 43840        | 1          | Cable              |
| 2.          | 962496       | 1          | Throttle linkage   |
| 3.          | <b>42047</b> | 1          | Ball socket joint  |
| 4.          | 2663         | 3          | Bolt               |
| 5.          | 29065        | 1          | Flange bearing     |
| 6.          | 6645         | 2          | Lock nut           |
| 7.          | 2279         | 1          | Lock washer        |
| 8.          | 5405         | 1          | Nut                |

# RESTRAINT BAR



| ITEM | PART   | QTY | DESCRIPTION      |
|------|--------|-----|------------------|
| 1.   | 961742 | 1   | Restraint bar    |
| 2.   | 960497 | 1   | Latch, RH        |
| 2.   | 960498 | 1   | Latch, LH        |
| 3.   | 1650   | 8   | Flat washer      |
| 4.   | 6645   | 6   | Lock nut         |
| 5.   | 38834  | 2   | Spring           |
| 6.   | 38553  | 1   | Cable, brake     |
| 7.   | 42443  | 1   | Cable, restraint |
| 8.   | 8613   | 2   | Lock nut         |
| 9.   | 41042  | 2   | Bushing          |
| 10.  | 40320  | 2   | Spacer bushing   |
| 11.  | 5170   | 4   | Bolt             |
| 12.* | 1630   | 4   | Cotter pin       |

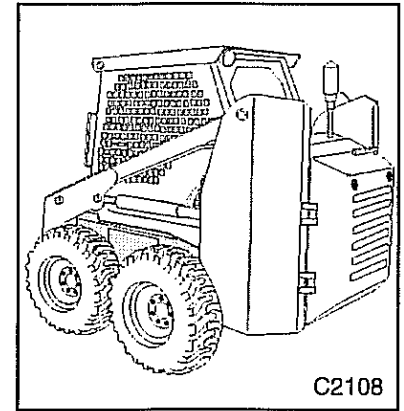
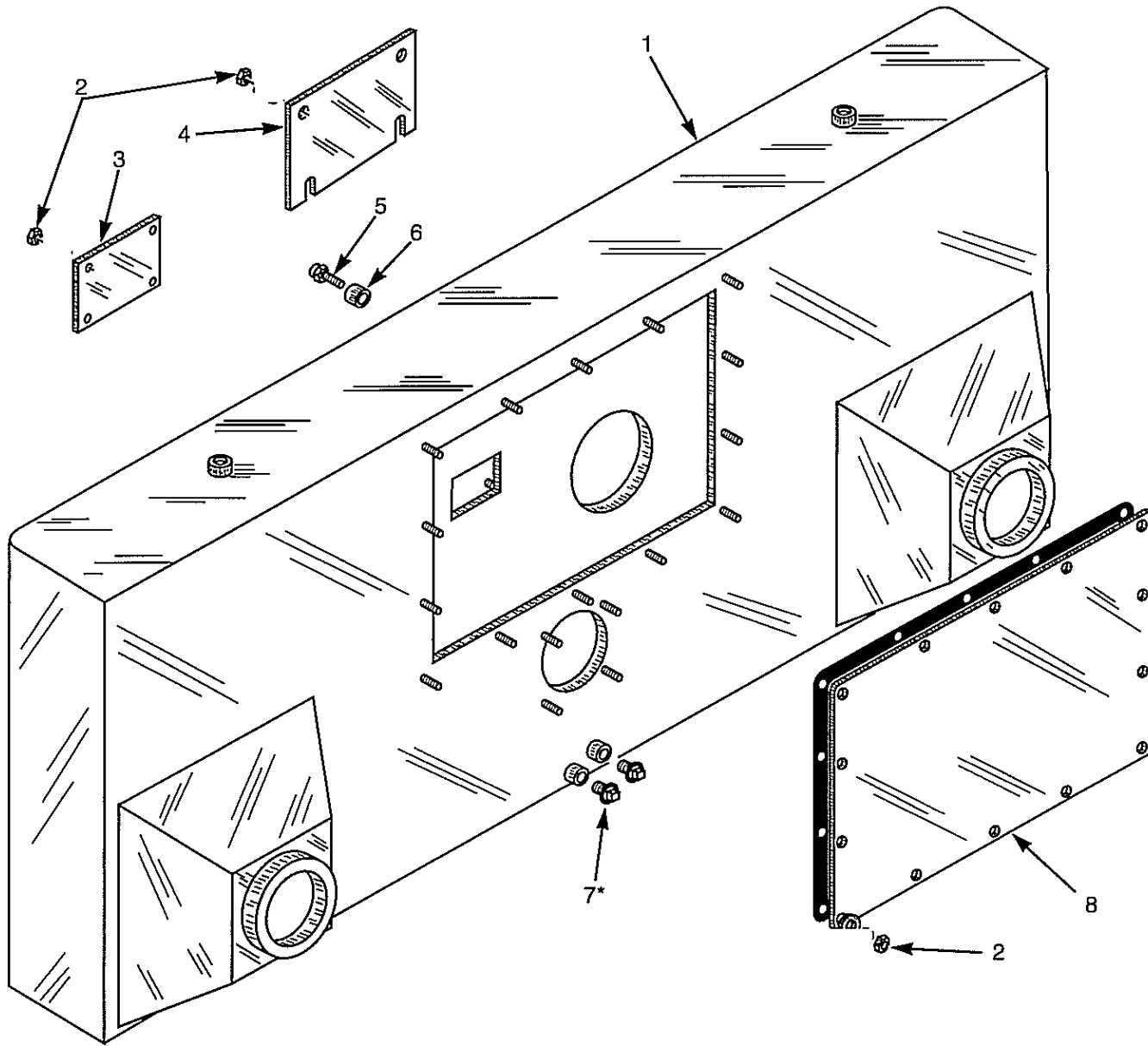
\* S / N LK002214 onward will use flat washers with cotter pins to retain the cables to the restraint bar and activator shafts.



**Transmission Housing ..... 3.1**  
**Axle Assembly ..... 3.2**  
**Idler Sprocket and Drive Chains ..... 3.3**  
**Parking Brake ..... 3.4**

# TRANSMISSION HOUSING

3.1

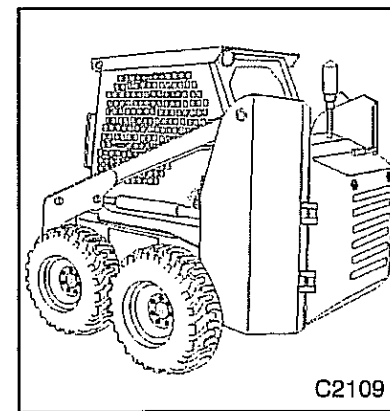
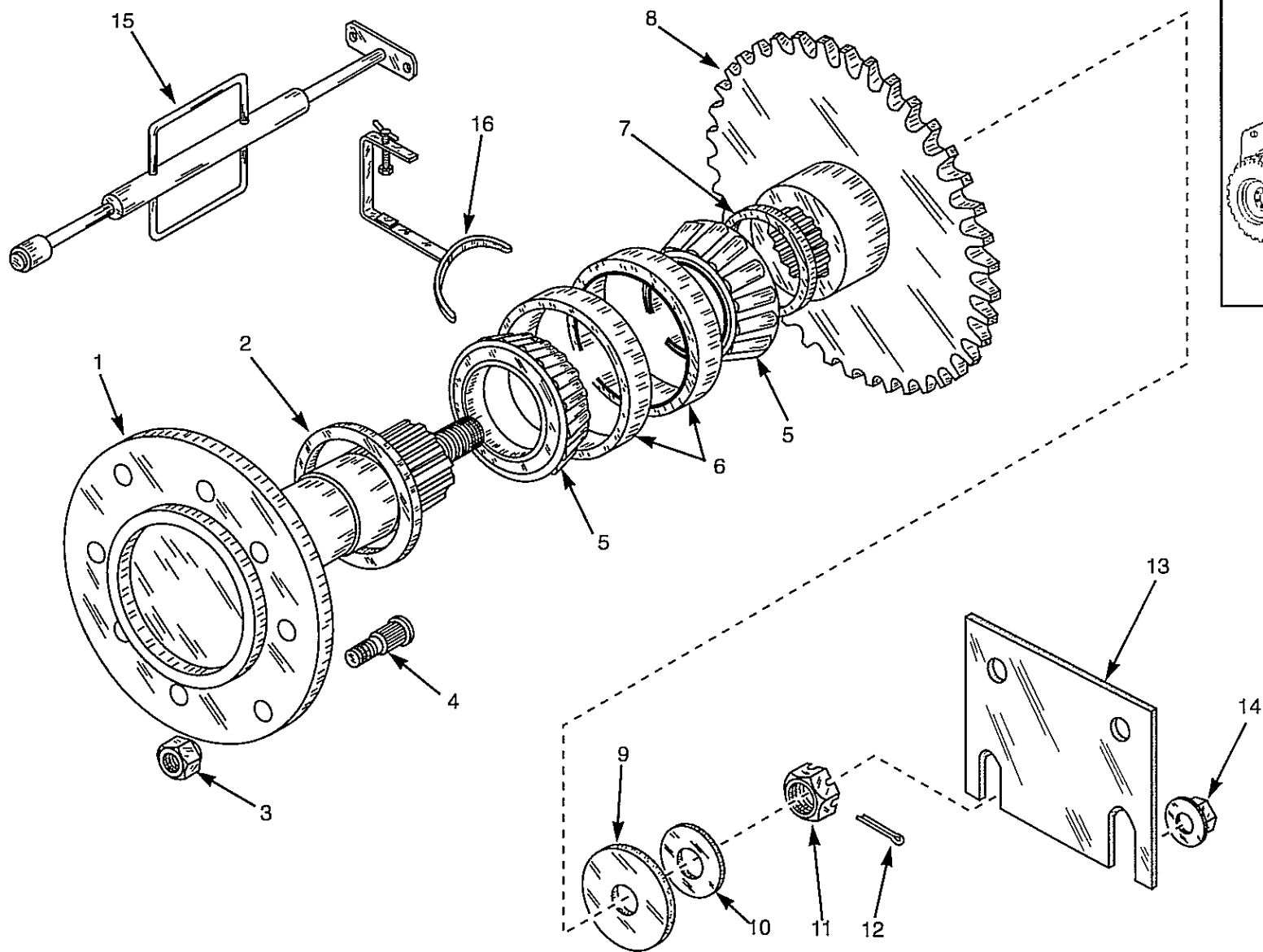


C1805

| ITEM | PART   | QTY | DESCRIPTION                               |
|------|--------|-----|---|
| 1.   | 960270 | 1   | Transmission assembly, LH                 |
| 1.   | 960271 | 1   | Transmission assembly, RH                 |
| 2.   | 43558  | 44  | Serrated flange nut                       |
| 3.   | 25879  | 2   | Primary inspection cover                  |
| 4.   | 26315  | 4   | Inside axle cover                         |
| 5.   | 6377   | 2   | Breather vent                             |
| 6.   | 952766 | 2   | Breather cap                              |
| 7.*  | 44357  | 4   | Plug, S / N LK002024 onward               |
| 7.*  | 44358  | 4   | Seal, for plug 44357                      |
| *    | 10516  | 4   | Plug, 7/8" for units previous to LK002024 |
| 8.   | 31262  | 2   | Inspection cover                          |

# AXLE ASSEMBLY

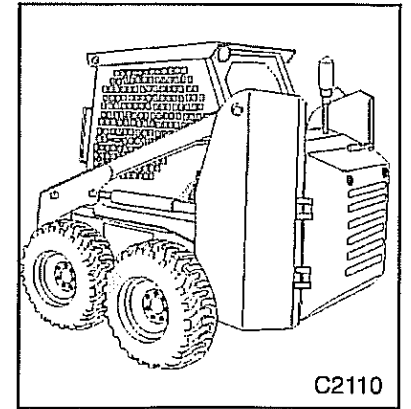
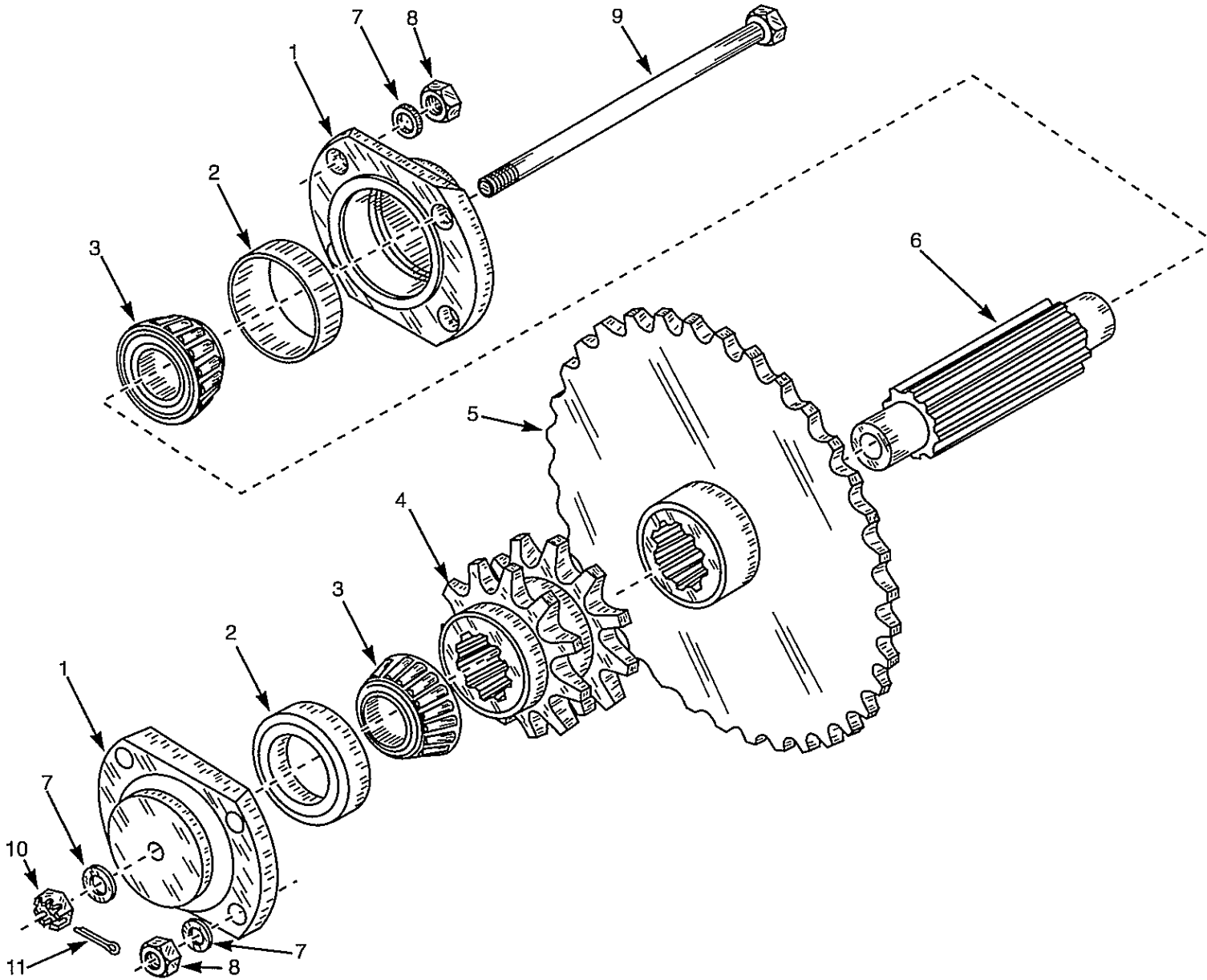
3.2



C2032

| ITEM | PART   | QTY | DESCRIPTION                        |
|------|--------|-----|------------------------------------|
| 1.   | 957785 | 1   | Axle                               |
| 2.   | 29029  | 1   | Seal                               |
| 3.   | 5834   | 8   | Wheel nut                          |
| 4.   | 26188  | 8   | Wheel stud                         |
| 5.   | 26509  | 2   | Bearing                            |
| 6.   | 26510  | 2   | Race                               |
| 7.   | 25618  | 1   | Spacer                             |
| 8.   | 26042  | 1   | Sprocket, 27T100                   |
| 9.   | 29361  | 1   | Axle washer, big                   |
| 10.  | 22448  | 1   | Axle washer, small                 |
| 11.  | 14877  | 1   | Castle nut                         |
| 12.  | 1386   | 1   | Cotter pin                         |
| 13.  | 26315  | 1   | Inside axle cover                  |
| 14.  | 43558  | 4   | Serrated flange nut                |
| 15.  | 957372 | 1   | Axle puller                        |
| 16.  | 958674 | 2   | Seal installation tool, 2 required |

# IDLER SPROCKETS and DRIVE CHAINS



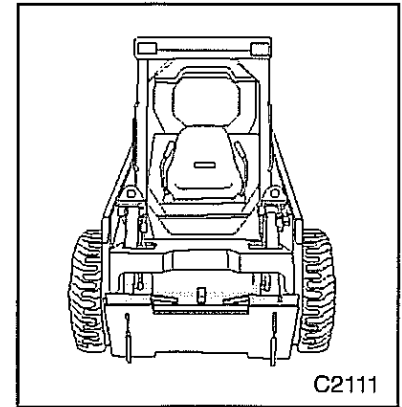
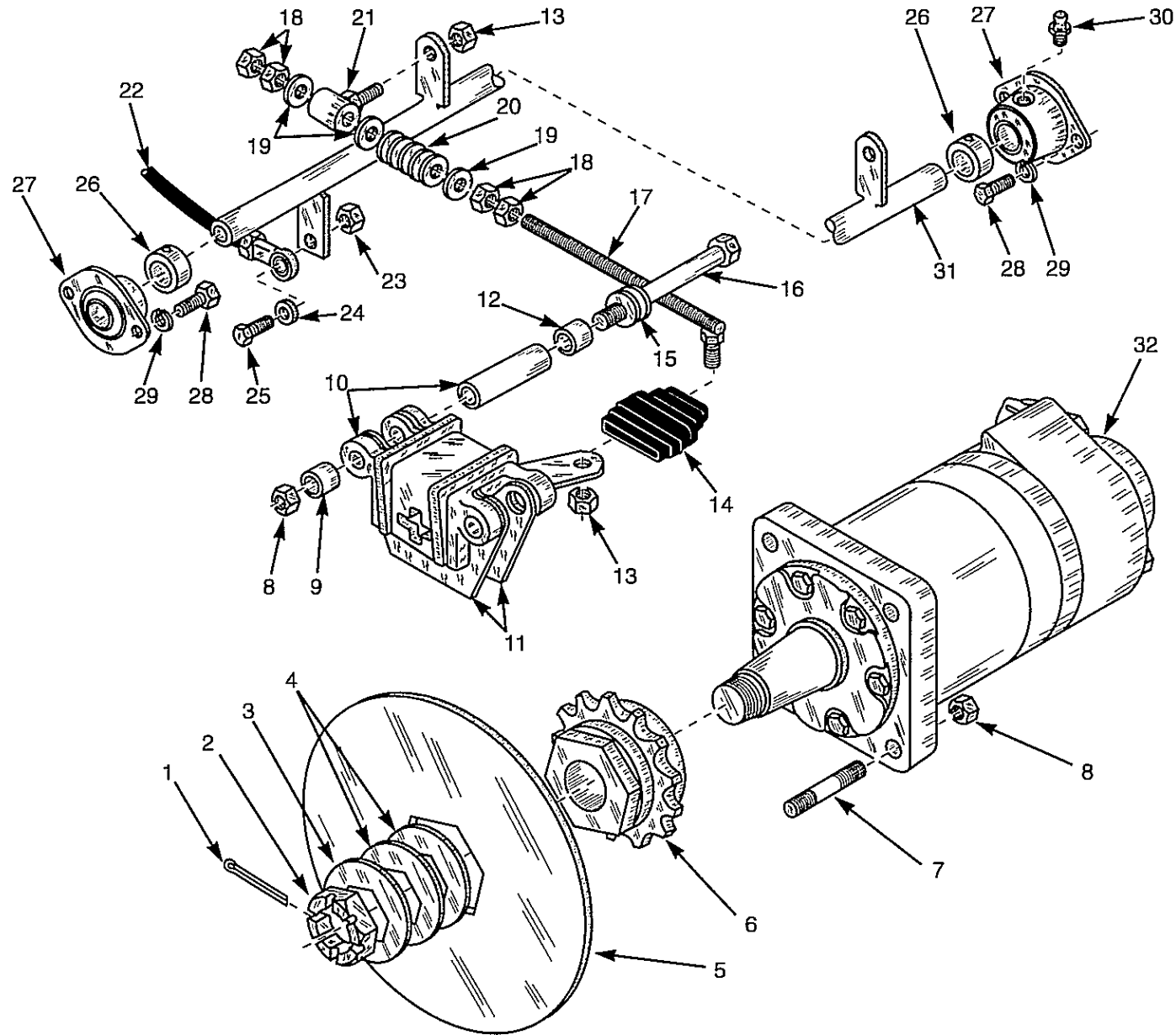
| ITEM | PART   | QTY | DESCRIPTION             |
|------|--------|-----|-------------------------|
| 1.   | 954434 | 2   | Flange                  |
| 2.   | 8705   | 2   | Race                    |
| 3.   | 8704   | 2   | Bearing                 |
| 4.   | 22734  | 1   | Sprocket, double 11T100 |
| 5.   | 26041  | 1   | Sprocket, 38T80         |
| 6.   | 25104  | 1   | Splined shaft           |
| 7.   | 25845  | 10  | Flat washer             |
| 8.   | 8613   | 8   | Lock nut                |
| 9.   | 956429 | 1   | Center bolt             |
| 10.  | 17340  | 1   | Castle nut              |
| 11.  | 1546   | 1   | Cotter pin              |

CHAINS and CONNECTING LINKS (per side)

|   |       |    |   |
|---|-------|----|---|
| * | 31044 | 1  | Primary idler chain, #80 roller X 45 links (with connector) |
| * | 31045 | 1  | Front chain, #100 roller X 51 links (with connector)        |
| * | 32759 | 1  | Rear chain, #100 roller X 49 links (with connector)         |
| * | 32906 | ea | #80 press fit connector                                     |
| * | 32907 | ea | #100 press fit connector                                    |

# PARKING BRAKE

3.4



C2063



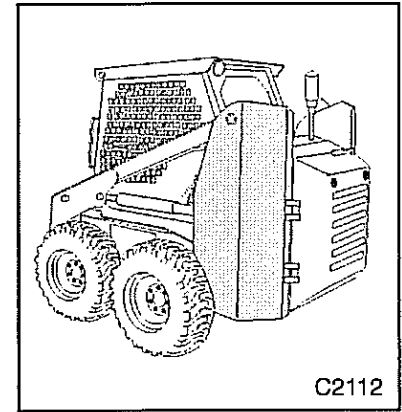
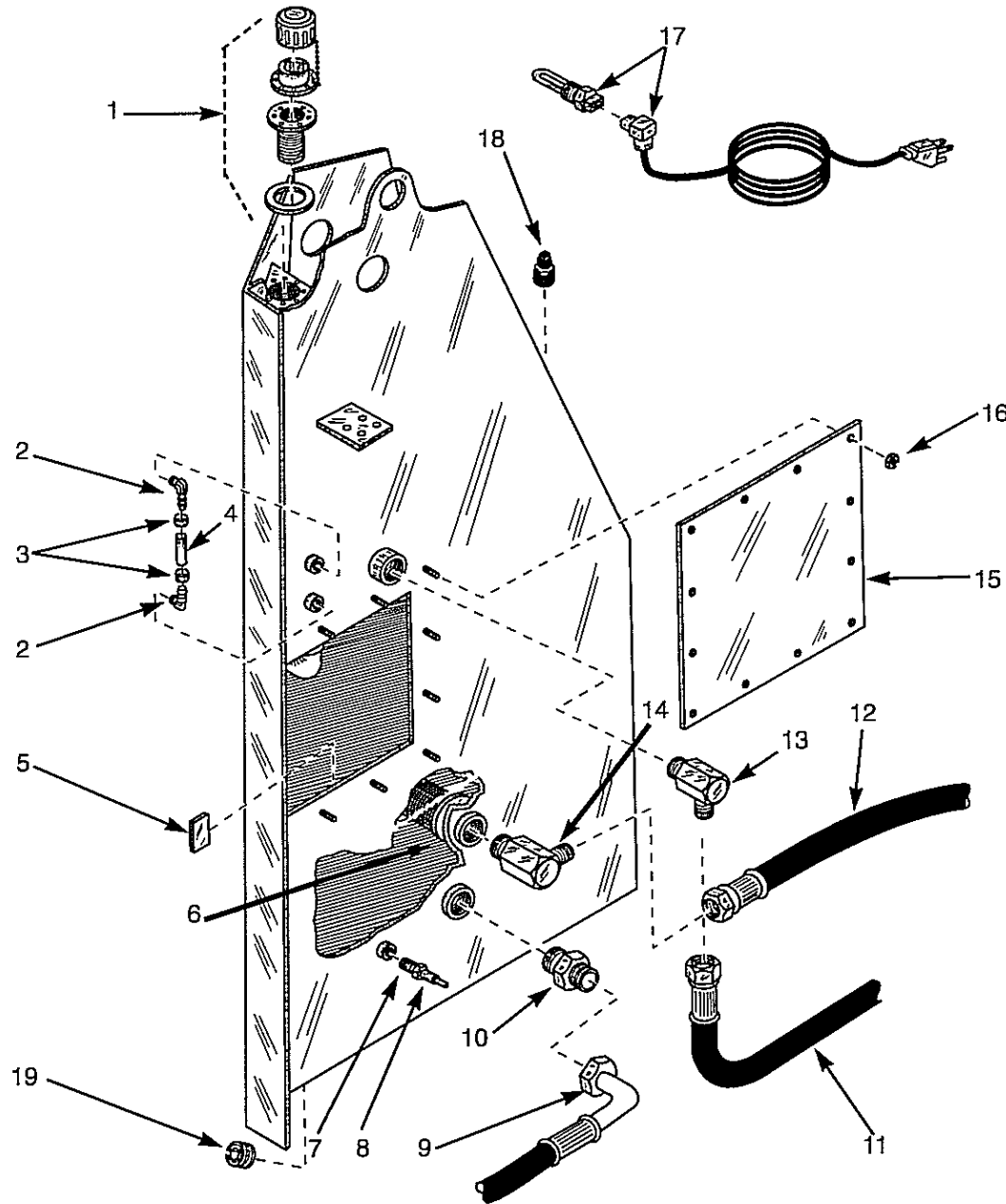
| ITEM | PART   | QTY | DESCRIPTION                        |
|------|--------|-----|------------------------------------|
| 1.   | 30800  | 2   | Filler rod                         |
| 2.   | 22071  | 2   | Castle nut                         |
| 3.   | 30474  | 2   | Hex washer                         |
| 4.   | 30470  | 4   | Hex washer                         |
| 5.   | 25843  | 2   | Brake disc                         |
| 6.   | 25842  | 2   | Sprocket, 13T80                    |
| 7.   | 29093  | 8   | Stud                               |
| 8.   | 8613   | 8   | Lock nut                           |
| 9.   | 29477  | 4   | Bushing, spacer                    |
| 10.  | 28979  | 2   | Brake caliper, with pads           |
| 11.  | 30487  | 4   | Brake pad (sold each)              |
| 12.  | 29476  | 4   | Bushing, spacer                    |
| 13.  | 7465   | 4   | Lock nut                           |
| 14.  | 41853  | 2   | Brake boot (bellows)               |
| 15.  | 30485  | 8   | Hardened washers                   |
| 16.  | 1662   | 4   | Bolt                               |
| 17.  | 956659 | 2   | Brake rod                          |
| 18.  | 1194   | 8   | Nut                                |
| 19.  | 1643   | 6   | Flat washer                        |
| 20.  | 1205   | 2   | Spring                             |
| 21.  | 956660 | 2   | Pivot bushing                      |
| 22.  | 38553  | 1   | Brake cable                        |
| 23.* | 6645   | 2   | Lock nut                           |
| 24.  | 1650   | 2   | Flat washer                        |
| 25.* | 7723   | 2   | Bolt                               |
| 26.  | 4842   | 2   | Set collar                         |
| 27.  | 24914  | 2   | Flange bearing                     |
| 28.  | 6081   | 4   | Bolt                               |
| 29.  | 1870   | 4   | Lock washer                        |
| 30.  | 37184  | 2   | Grease fitting                     |
| 31.  | 960798 | 1   | Brake shaft (to S/ N LK001962)     |
| 31.  | 962503 | 1   | Brake shaft (S/ N LK001963 onward) |
| 32.  | ***    | ea  | Drive motor, see section 5         |

\* S / N LK001963 onward will use P / N 1630 cotter pin to retain the cable to the brake activating shaft. Also when replacing the brake shaft from 960798 to 962503.

|  |             |
|--|-------------|
| <b>Oil Reservoir .....</b>   | <b>4.1</b>  |
| <b>Hydraulic Oil Filter and Cooler .....</b>                           | <b>4.2</b>  |
| <b>Boom Lift Circuit .....</b>   | <b>4.3</b>  |
| <b>Lift Cylinder.....</b>  | <b>4.4</b>  |
| <b>Bucket Tilt Circuit.....</b>  | <b>4.5</b>  |
| <b>Tilt Cylinder.....</b>  | <b>4.6</b>  |
| <b>Auxiliary Circuit.....</b>  | <b>4.7</b>  |
| <b>Control Valve (foot operated, std. auxiliary control) .....</b>     | <b>4.8</b>  |
| <b>Control Valve (foot operated, solenoid auxiliary control) .....</b> | <b>4.9</b>  |
| <b>Control Valve (hand operated, std. auxiliary control).....</b>      | <b>4.10</b> |
| <b>Control Valve (hand operated solenoid auxiliary control) .....</b>  | <b>4.11</b> |
| <b>Self Level Valve .....</b>  | <b>4.12</b> |

# OIL RESERVOIR

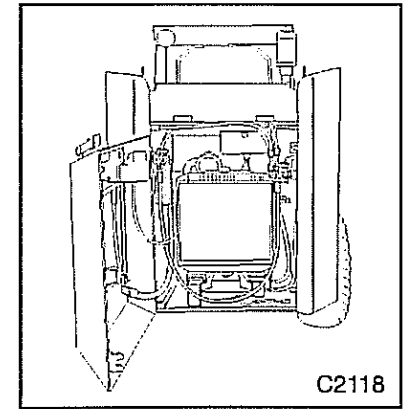
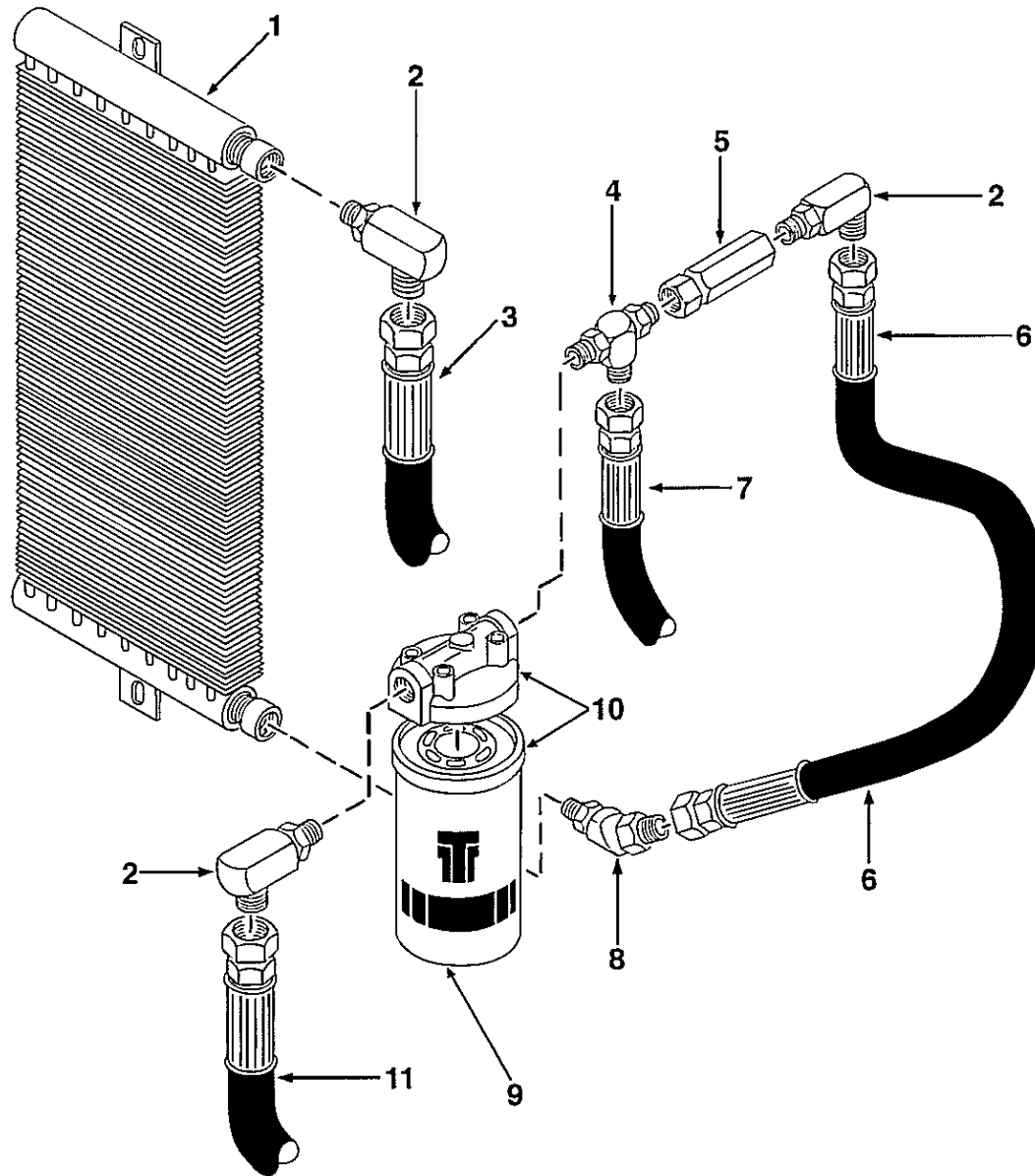
4.1



C2087

| ITEM | PART   | QTY   | DESCRIPTION                        |
|------|--------|-------|------------------------------------|
| 1.   | 36733  | 1     | Filler / breather cap              |
| 1.   | 26202  | 1     | Pressurized filler cap (option)    |
| 2.   | 34903  | 2     | Barbed elbow                       |
| 3.   | 34919  | 2     | Clamp                              |
| 4.   | 698    | A / R | Site tube (per foot)               |
| 5.   | 32478  | 1     | Magnet                             |
| 6.   | 14898  | 1     | Suction screen element             |
| 7.   | 37208  | 1     | Reducer bushing                    |
| 8.   | 37206  | 1     | Temperature sender switch          |
| 9.   | 961744 | 1     | Hose, upper cooler to tank         |
| 10.  | 42321  | 1     | Adapter, straight                  |
| 11.  | 960858 | 1     | Hose, return from manifold to tank |
| 12.  | 960854 | 1     | Hose, tank to gear pump            |
| 13.  | 37017  | 1     | Elbow, 90°                         |
| 14.  | 38768  | 1     | Elbow, 90°                         |
| 15.  | 20232  | 1     | Inspection cover                   |
| 16.  | 43558  | 12    | Serrated flange nut                |
| 17.  | 30549  | 1     | Oil heater (option)                |
| 18.  | 1457   | 1     | Plug                               |
| 19.  | 17144  | 1     | Magnetic plug                      |

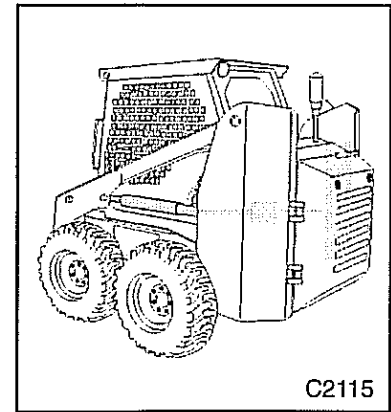
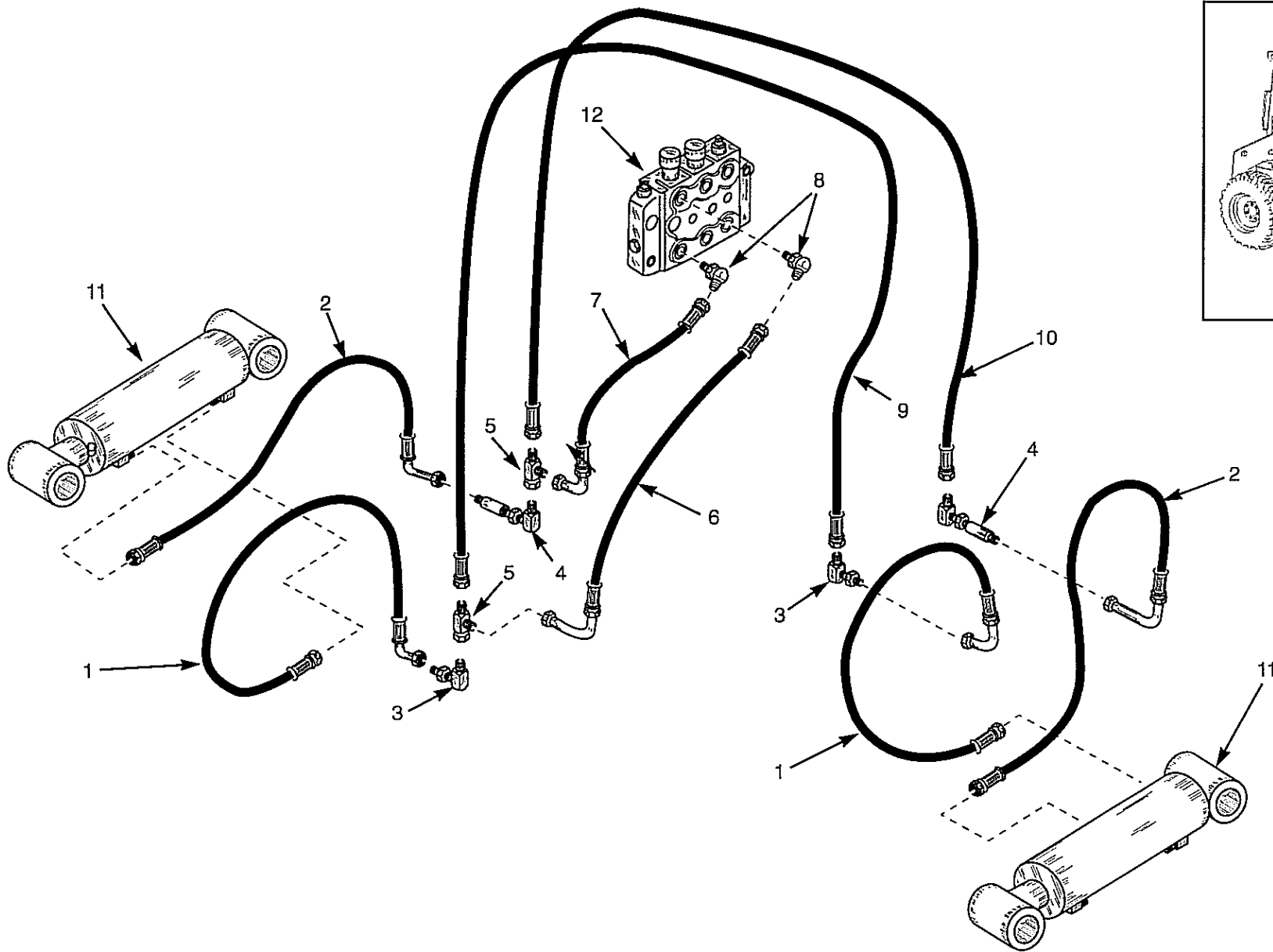
# OIL COOLER and FILTER



| ITEM | PART   | QTY | DESCRIPTION                         |
|------|--------|-----|-------------------------------------|
| 1.   | 38585  | 1   | Oil cooler, std.                    |
| 1.   | 40869  | 1   | Oil cooler, with Hi- flow option    |
| 2.   | 33850  | 3   | Elbow, 90°                          |
| 3.   | 961744 | 1   | Hose, return to tank                |
| 4.   | 38743  | 1   | Tee                                 |
| 5.   | 39787  | 1   | Check valve                         |
| 6.   | 960856 | 1   | Hose, check valve fitting to cooler |
| 7.   | 960857 | 1   | Hose, check valve to tandem pump    |
| 8.   | 38781  | 1   | Elbow, 45°                          |
| 9.   | 35243  | 1   | Filter element                      |
| 10.  | 38587  | 1   | Filter assembly                     |
| 11.  | 960855 | 1   | Hose, return from control valve     |
| 12.  | 38588  | 1   | Adapter, filter head                |

# BOOM LIFT CIRCUIT

4.3



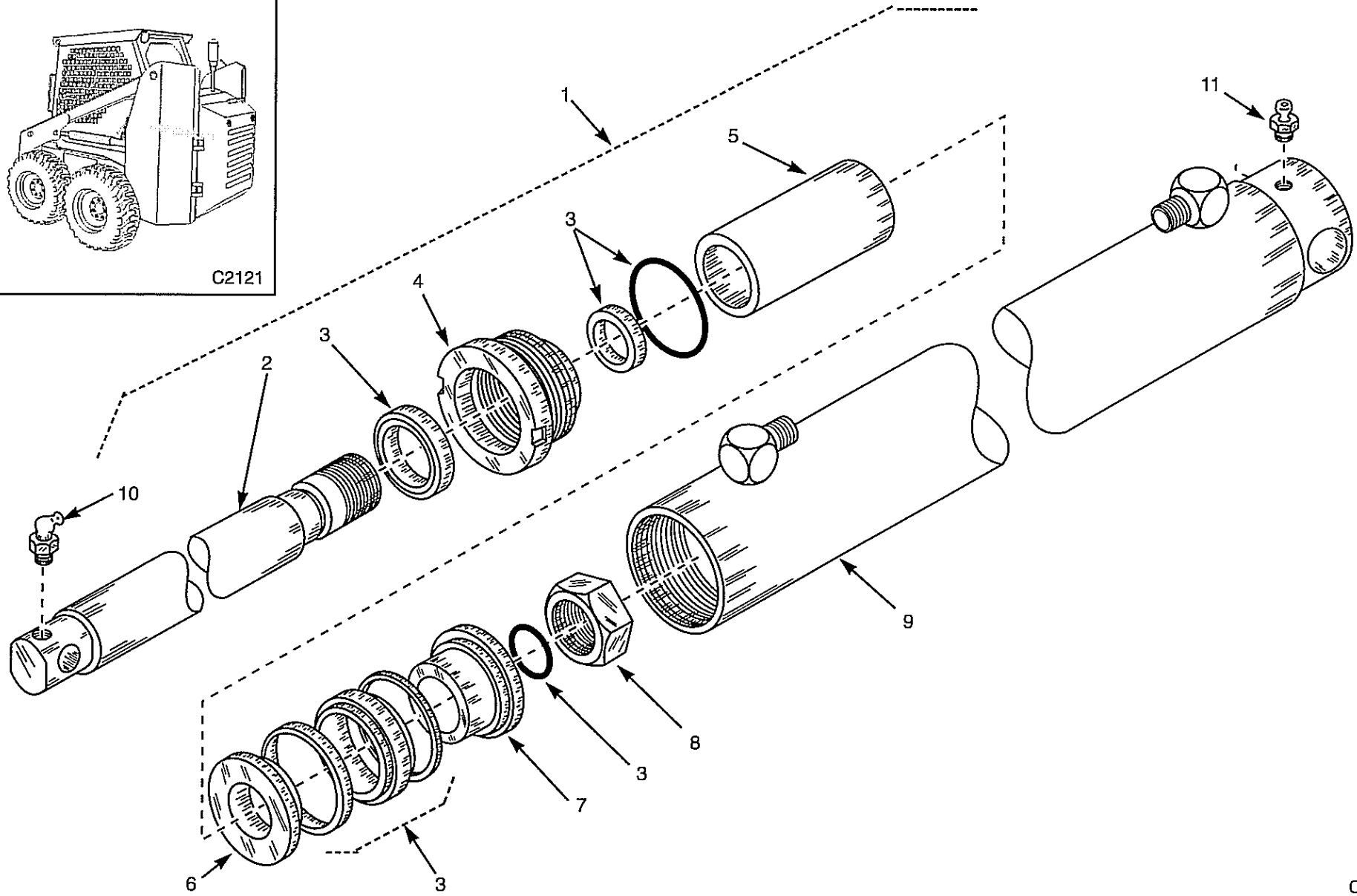

C2286

| ITEM | PART   | QTY | DESCRIPTION                               |
|------|--------|-----|---|
| 1.   | 959631 | 2   | Hose, rear lift port to front bulkhead    |
| 2.   | 959630 | 2   | Hose, front lift port to rear bulkhead    |
| 3.   | 33831  | 2   | Elbow, 90° short bulkhead                 |
| 4.   | 36336  | 2   | Elbow, 90° long bulkhead                  |
| *    | 43903  | 2   | Internal star washer (used on bulkheads)  |
| 5.   | 42322  | 2   | Tee                                       |
| 6.   | 962465 | 2   | Hose, top port in valve to front bulkhead |
| 7.   | 962464 | 2   | Hose, bottom port valve to rear bulkhead  |
| 8.   | 19232  | 2   | Elbow, 90°                                |
| 9.   | 962517 | 2   | Hose, front bulkheads                     |
| 10.  | 962518 | 2   | Hose, rear bulkheads                      |
| 11.  | ***    | 2   | Lift cylinder, see section 4.3            |
| 12.  | ***    | 1   | Control valve, see section 4.8 ~ 4.11     |



# LIFT CYLINDER

4.4

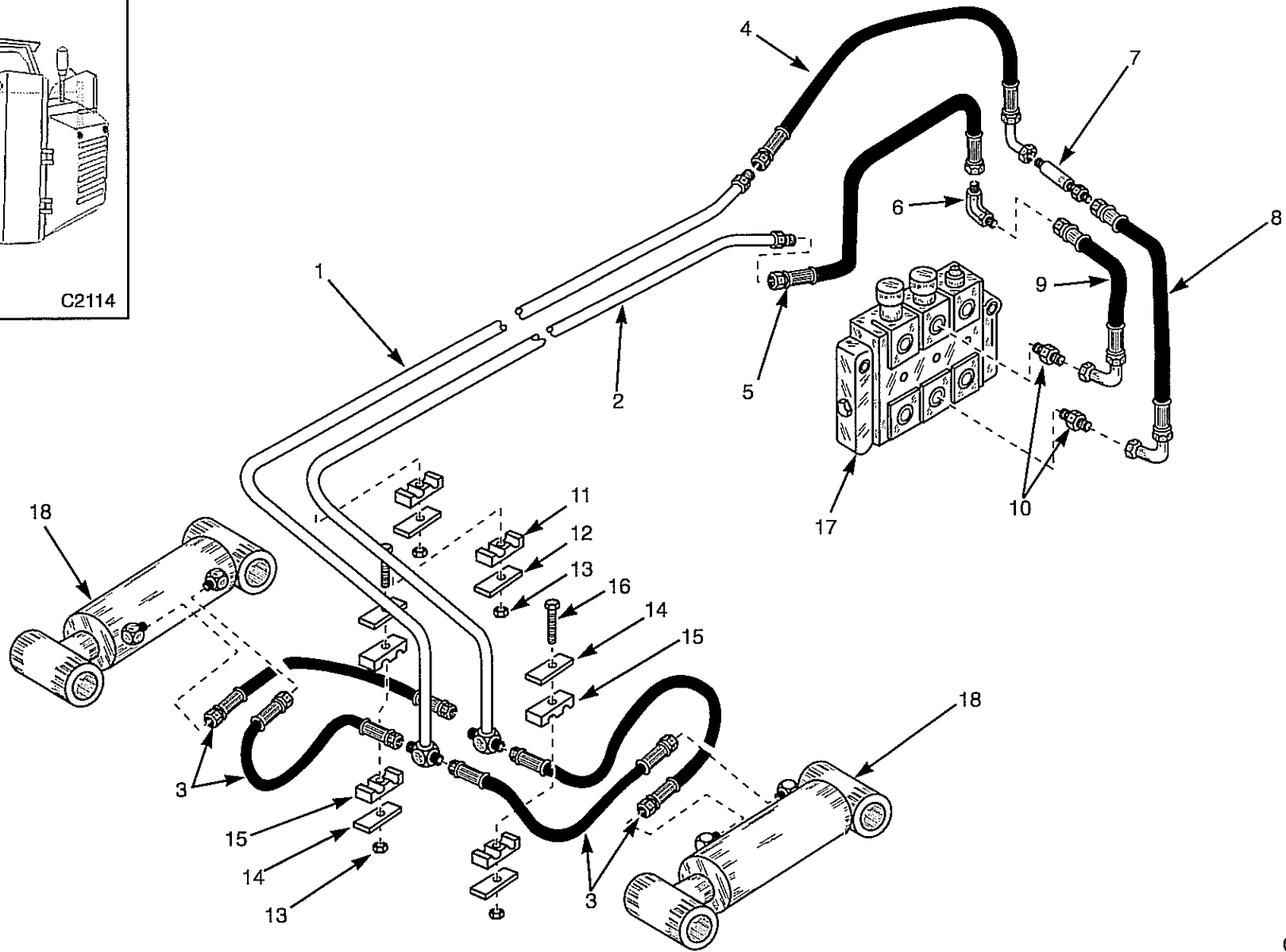
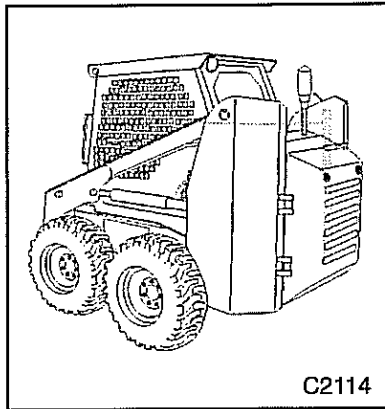


C1848

| ITEM | PART  | QTY | DESCRIPTION (STD.CYLINDER)                   | ITEM | PART  | QTY | DESCRIPTION (H.D. CYLINDER)                   |
|------|-------|-----|--|------|-------|-----|---|
| 1.   | 37792 | 1   | Lift cylinder, std. 2 1/2" X 32" (pair req.) | 1.   | 37793 | 1   | Lift cylinder, H.D. 3" I.D. X 32" (pair req.) |
| 2.   | 38581 | 1   | Rod, 1.5" diameter                           | 2.   | 38583 | 1   | Rod, 2" diameter                              |
| 3.   | 29875 | 1   | Seal kit                                     | 3.   | 29878 | 1   | Seal kit                                      |
| 4.   | 29860 | 1   | Cap, cylinder end                            | 4.   | 30026 | 1   | Cap, cylinder end                             |
| 5.   | N / A | 1   | Not used                                     | 5.   | 39975 | 1   | Spacer, 4.125" long                           |
| 6.   | 29979 | 1   | Piston, part "B", 0.390" long                | 6.   | 29861 | 1   | Piston, part "B", 0.750" long                 |
| 7.   | 29978 | 1   | Piston, part "A", 1.140" long                | 7.   | 29862 | 1   | Piston, part "A", 1.6875" long                |
| 8.   | 6297  | 1   | Lock nut                                     | 8.   | 29896 | 1   | Lock nut                                      |
| 9.   | 38582 | 1   | Tube, cylinder barrel, 2 1/2" I.D.           | 9.   | 38584 | 1   | Tube, cylinder barrel, 2 1/2" I.D.            |
| 10.  | 35451 | 1   | Grease fitting, 90°                          | 10.  | 35451 | 1   | Grease fitting, 90°                           |
| 11.  | 2010  | 1   | Grease fitting, straight                     | 11.  | 2010  | 1   | Grease fitting, straight                      |

# BUCKET TILT CIRCUIT

4.5



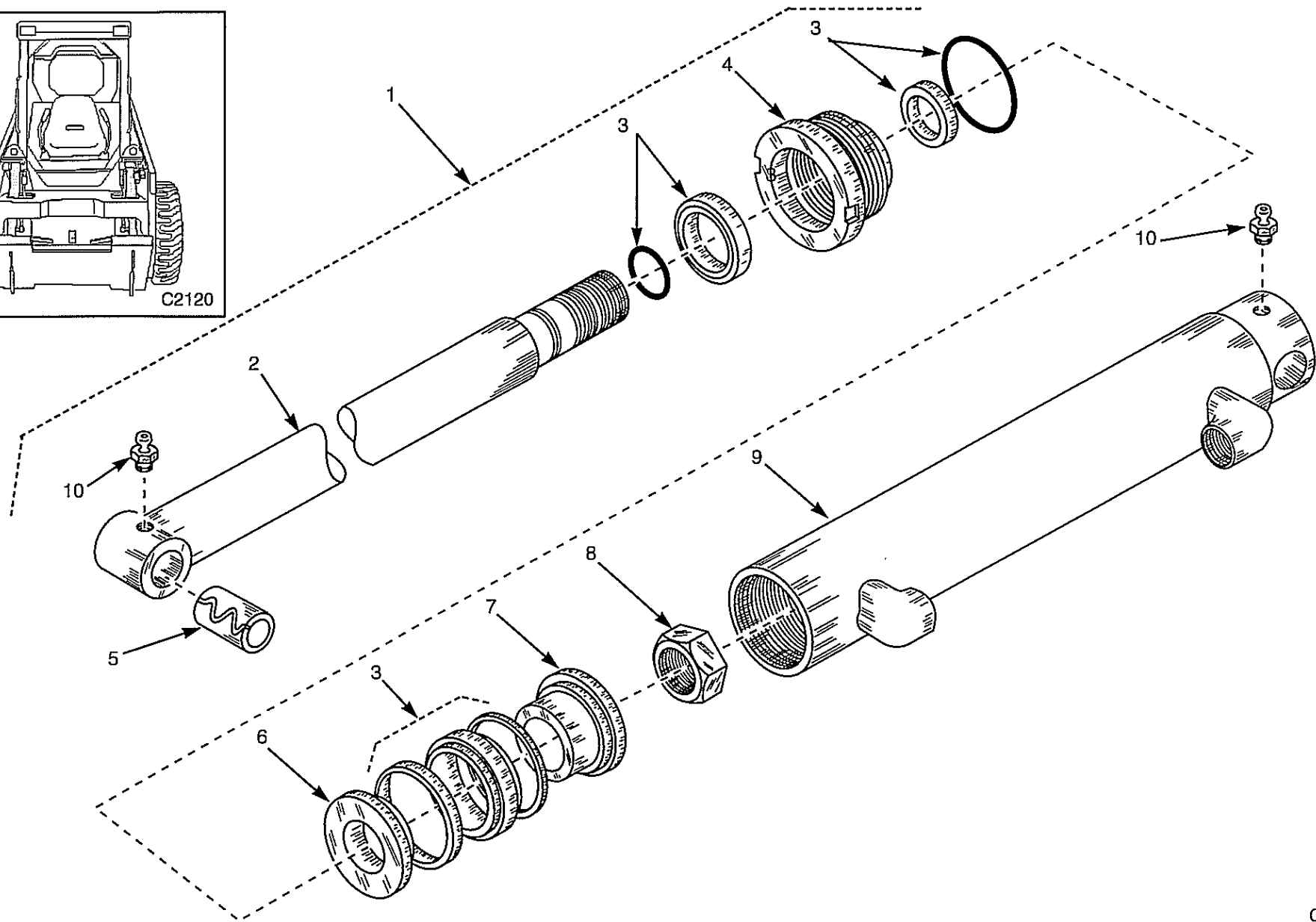
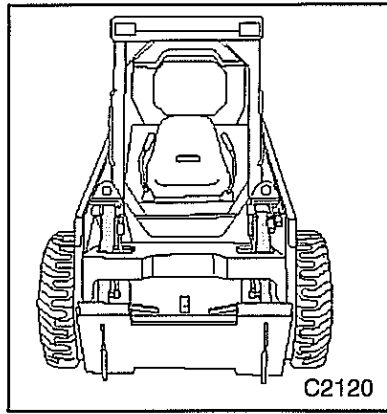
C2285

| ITEM | PART   | QTY | DESCRIPTION                              |
|------|--------|-----|--|
| 1.   | 42090  | 1   | Tube, outside tilt                       |
| 2.   | 42089  | 1   | Tube, Inside tilt                        |
| 3.   | 961499 | 4   | Hose, tilt cylinder                      |
| 4.   | 961393 | 1   | Hose, rear bulkhead to outside           |
| 5.   | 961394 | 1   | Hose, front bulkhead to inside           |
| 6.   | 33831  | 1   | Connector, short 90° bulkhead            |
| *    | 43903  | 2   | Internal star washer (used on bulkheads) |
| 7.   | 36337  | 1   | Connector, long straight bulkhead        |
| 8.   | 962466 | 1   | Hose, bottom port to back rear bulkhead  |
| 9.   | 962467 | 1   | Hose, top port to front bulkhead         |
| 10.  | 19226  | 2   | Connector, straight                      |
| 11.  | 38303  | 4   | Clamp, tubing                            |
| 12.  | 38472  | 4   | Cover for tubing clamp                   |
| 13.  | 16771  | 6   | Lock nut                                 |
| 14.  | 42076  | 4   | Cover for hose clamp                     |
| 15.  | 42061  | 4   | Clamp, hose                              |
| 16.  | 1675   | 2   | Bolt                                     |
| 17.  | ***    | 1   | Control valve, see section 4.8 ~ 4.11    |
| 18.  | ***    | 2   | Tilt cylinder, see section 4.6           |

\* Hoses, items number 3, are reversed at the cylinder ports for hand control operated units.

# TILT CYLINDER

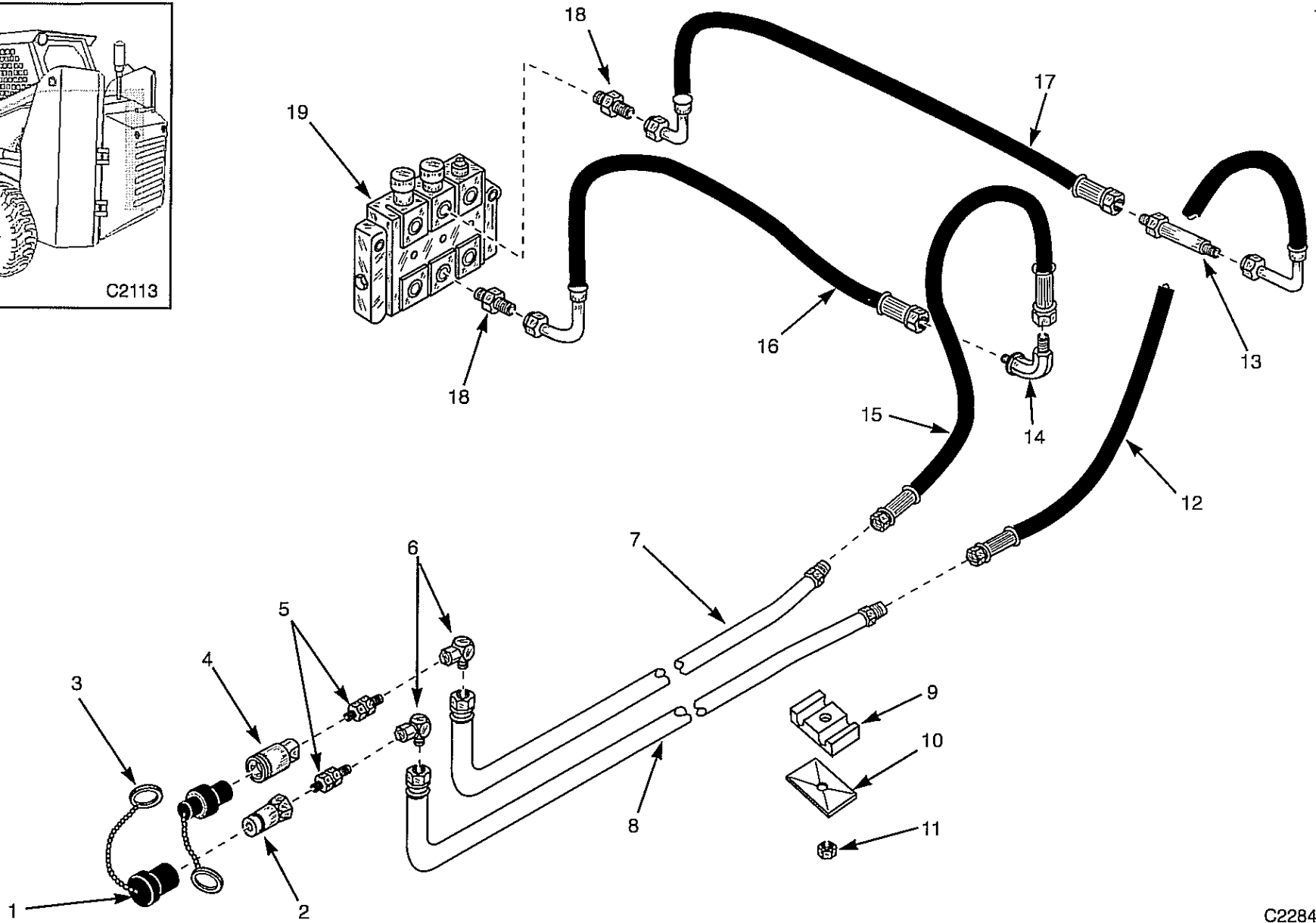
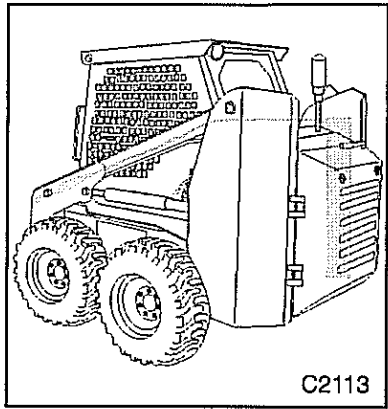
4.6



| ITEM | PART  | QTY | DESCRIPTION                      |
|------|-------|-----|----------------------------------|
| 1.   | 41420 | 1   | Tilt cylinder (pair required)    |
| 2.   | 43702 | 1   | Rod, 1.5"                        |
| 3.   | 29875 | 1   | Seal kit                         |
| 4.   | 43703 | 1   | Cap, cylinder end                |
| 5.   | 38589 | 1   | Hardened bushing                 |
| 6.   | 29979 | 1   | Piston, part "B" 0.375" long     |
| 7.   | 29978 | 1   | Piston, part "A" 1.125" long     |
| 8.   | 29896 | 1   | Lock nut                         |
| 9.   | 43704 | 1   | Tube, cylinder barrel, 2.5" I.D. |
| 10.  | 2010  | 3   | Grease fitting, straight         |

# AUXILIARY CIRCUIT

4.7



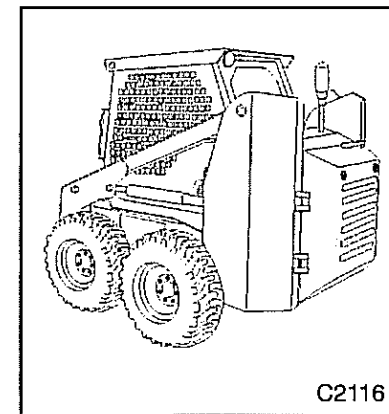
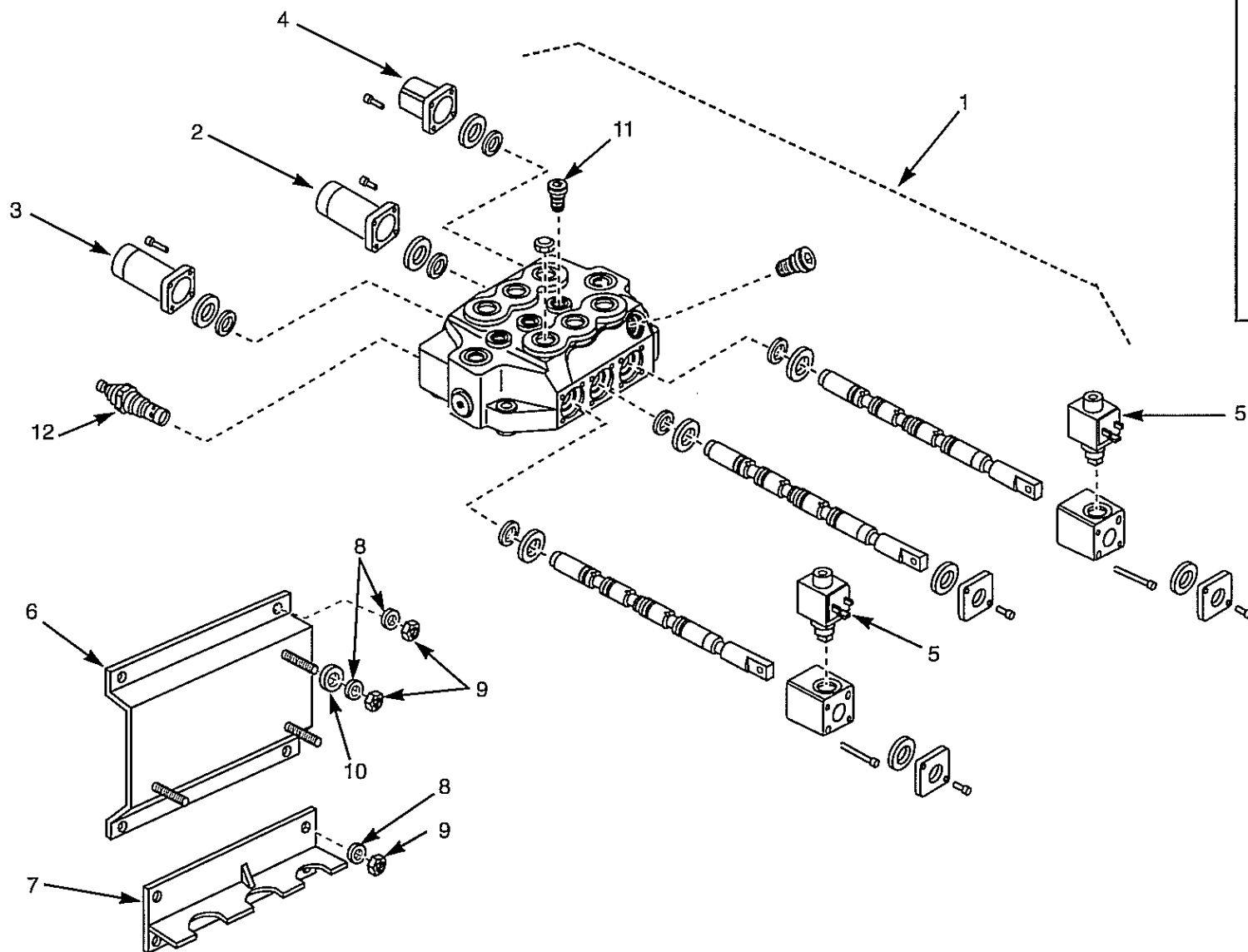
C2284

| ITEM | PART   | QTY | DESCRIPTION                               |
|------|--------|-----|---|
| 1.   | 7667   | 1   | Cap for male quick coupler                |
| 2.   | 1803   | 1   | Male quick coupler                        |
| 3.   | 7124   | 1   | Plug for female quick coupler             |
| 4.   | 6608   | 1   | female quick coupler                      |
| 5.   | 29437  | 2   | Connector, straight bulkhead              |
| 6.   | 22280  | 2   | Elbow, 90°                                |
| 7.   | 42089  | 1   | Tube, Inside auxiliary                    |
| 8.   | 42088  | 1   | Tube, Outside auxiliary                   |
| 9.   | 38303  | 2   | Clamp                                     |
| 10.  | 38472  | 2   | Cover for clamp                           |
| 11.  | 16771  | 2   | Lock nut                                  |
| 12.  | 961393 | 1   | Hose, outside to rear bulkhead            |
| 13.  | 38337  | 1   | Connector, long straight bulkhead         |
| *    | 43903  | 2   | Internal star washer (used on bulkheads)  |
| 14.  | 33831  | 1   | Connector, 90° short bulkhead             |
| 15.  | 961394 | 1   | Hose, inside to front bulkhead            |
| 16.  | 962463 | 1   | Hose, bottom valve port to front bulkhead |
| 17.  | 962462 | 1   | Hose, top valve port to rear bulkhead     |
| 18.  | 19226  | 2   | Connector, straight                       |
| 19.  | ***    | 1   | Control valve, see section 4.8 ~ 4.11     |



# CONTROL VALVE, Foot operated std. auxiliary control

4.8

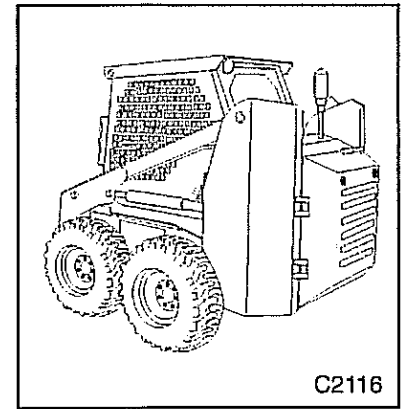
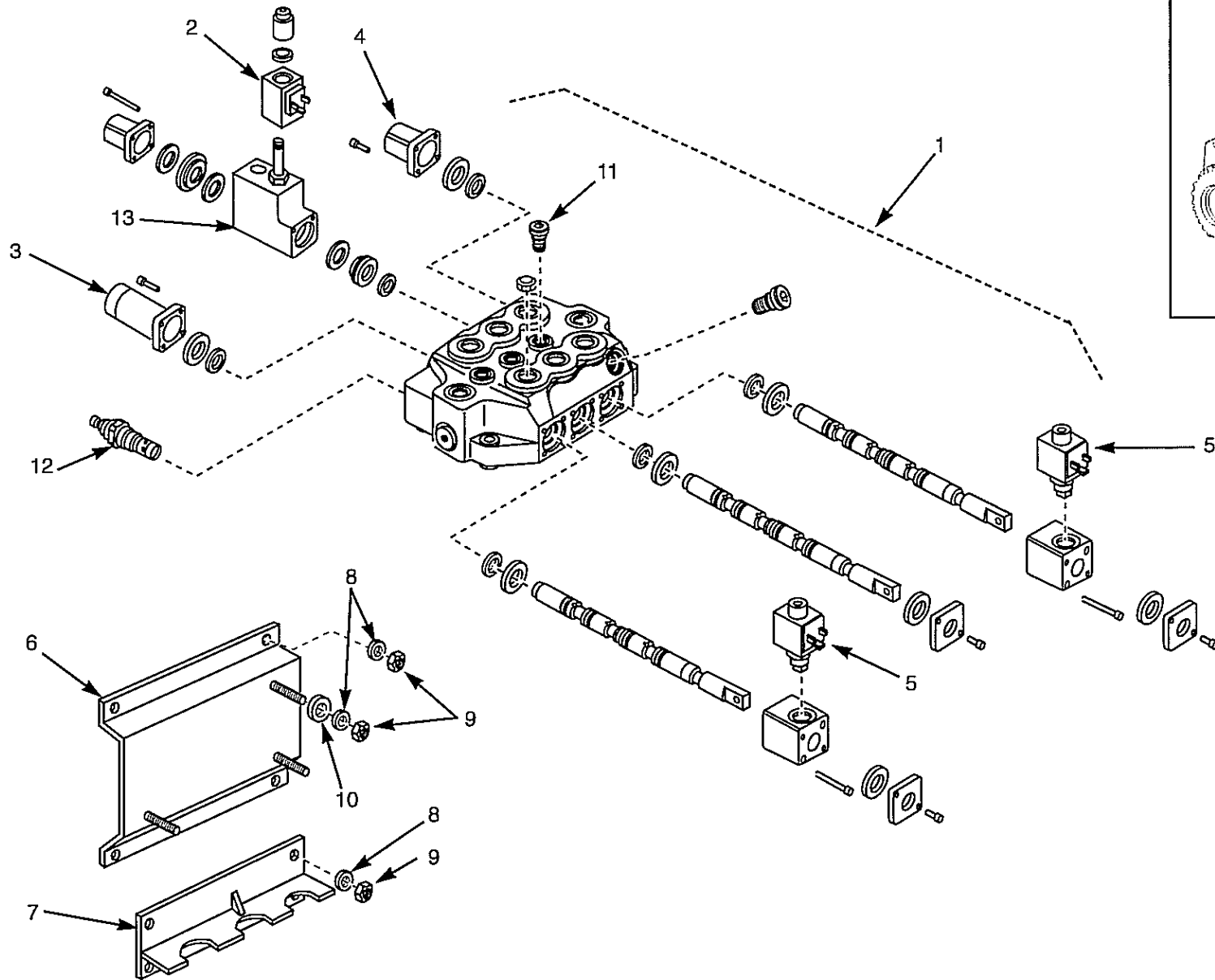


C2620

| ITEM | PART   | QTY | DESCRIPTION                                   |
|------|--------|-----|---|
| 1.   | 44410  | 1   | <b>Control valve, foot operated std. aux.</b> |
| 2.   | 43725  | 1   | Kit, spring return / detent kit, aux          |
| 3.   | 43728  | 1   | Kit, spring return / detent kit, lift         |
| 4.   | 43729  | 1   | Kit, spring return kit, tilt                  |
| 5.   | 43724  | 2   | Coil, lock solenoid                           |
| 6.   | 962099 | 1   | Valve mount                                   |
| 7.   | 962812 | 1   | Cable mount                                   |
| 8.   | 1191   | 11  | Nut   |
| 9.   | 1870   | 11  | Lock washer                                   |
| 10.  | 1651   | 3   | Flat washer                                   |
| 11.  | 43722  | 3   | Check valve                                   |
| 12.  | 43721  | 1   | Main relief valve                             |
| *    | 43811  | 1   | Seal kit                                      |

# CONTROL VALVE, Foot operated solenoid auxiliary control

4.9

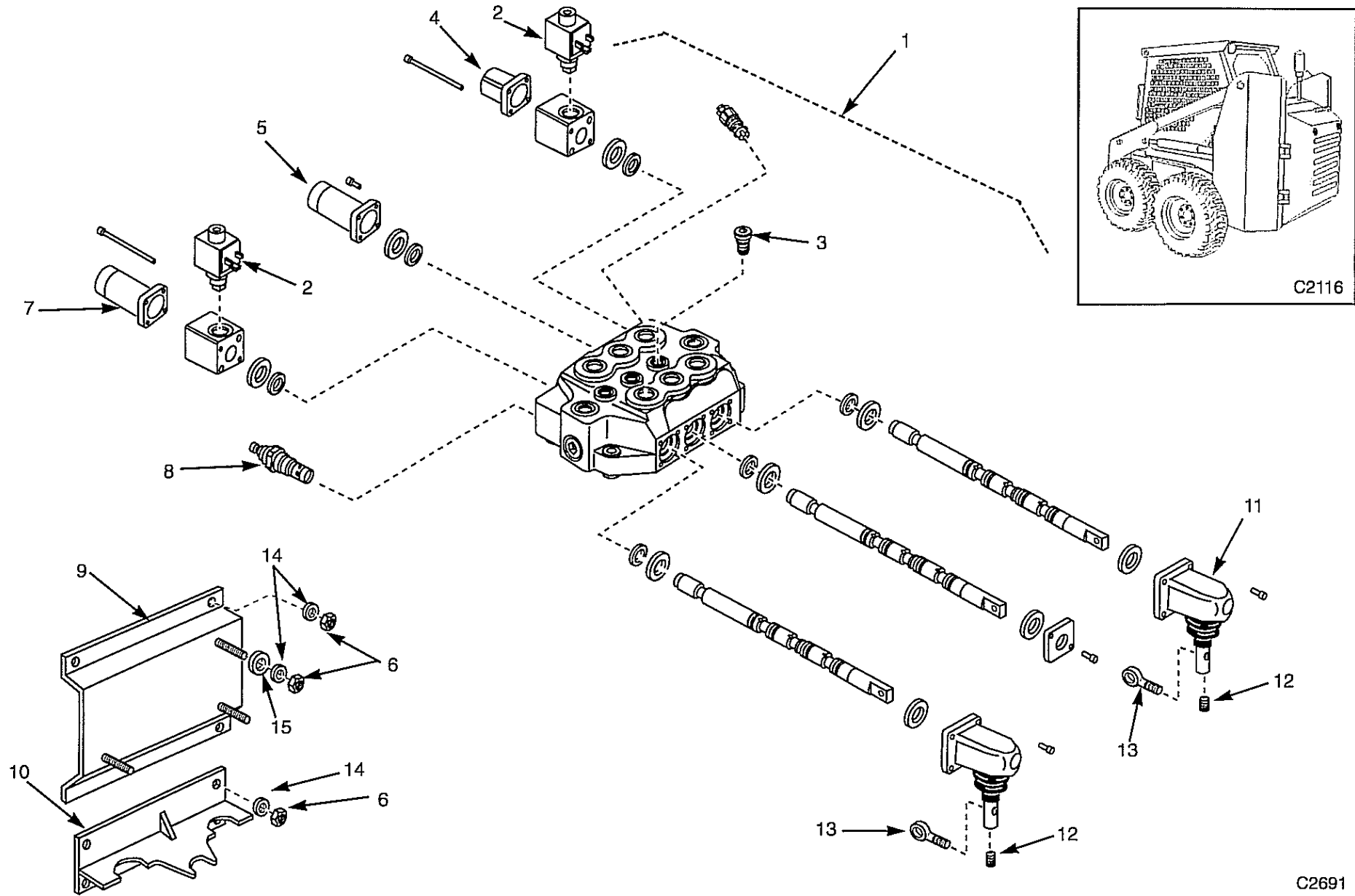


C2690

| ITEM | PART   | QTY | DESCRIPTION   |
|------|--------|-----|---|
| 1.   | 44411  | 1   | <b>Control valve, foot operated, solenoid control auxiliary</b> |
| 2.   | 43723  | 2   | Coil, auxiliary solenoid  |
| 3.   | 43728  | 1   | Kit, spring return / detent kit, lift                           |
| 4.   | 43729  | 1   | Kit, spring return kit, tilt                                    |
| 5.   | 43724  | 2   | Coil, lock solenoid   |
| 6.   | 962099 | 1   | Valve mount   |
| 7.   | 962812 | 1   | Cable mount   |
| 8.   | 1191   | 11  | Nut   |
| 9.   | 1870   | 11  | Lock washer   |
| 10.  | 1651   | 3   | Flat washer   |
| 11.  | 43722  | 3   | Check valve   |
| 12.  | 43721  | 1   | Main relief valve   |
| 13.  | 43814  | 1   | Auxiliary control with coils                                    |
| *    | 43812  | 1   | Seal kit  |

# CONTROL VALVE, Hand operated std. auxiliary control

4.10

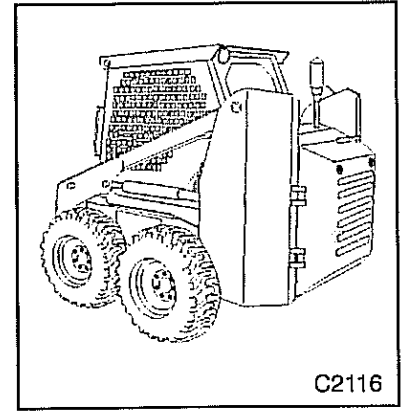
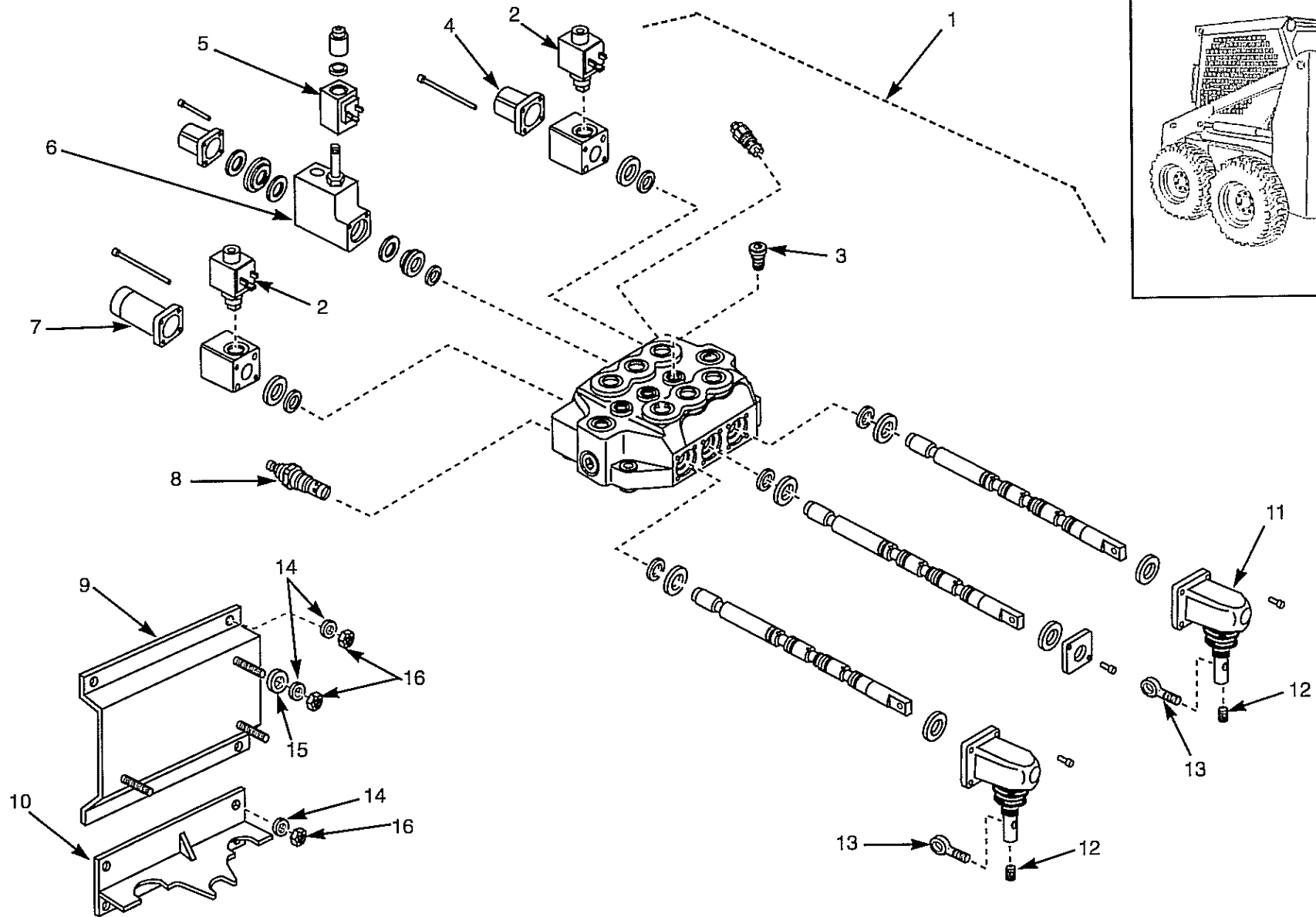


C2691

| ITEM | PART   | QTY | DESCRIPTION                             |
|------|--------|-----|---|
| 1.   | 44292  | 1   | Control valve, hand operated, std. aux. |
| 2.   | 43724  | 2   | Coil, lock solenoid                     |
| 3.   | 43722  | 3   | Check valve                             |
| 4.   | 43729  | 1   | Kit, spring return kit, tilt            |
| 5.   | 43725  | 1   | Kit, spring return / detent kit, aux    |
| 6.   | 1870   | 11  | Nut                                     |
| 7.   | 43728  | 1   | Kit, spring return / detent kit, lift   |
| 8.   | 43721  | 1   | Main relief valve                       |
| 9.   | 962099 | 1   | Valve mount                             |
| 10.  | 962788 | 1   | Cable mount                             |
| 11.  |        | 2   | Control box                             |
| 12.  | 44473  | 2   | Set screw                               |
| 13.  | 44299  | 2   | Control box linkage                     |
| 14.  | 1870   | 11  | Lock washer                             |
| 15.  | 1651   | 3   | Flat washer                             |
| *    | 43811  | 1   | Seal kit                                |

# CONTROL VALVE, Hand operated solenoid auxiliary control

4.11



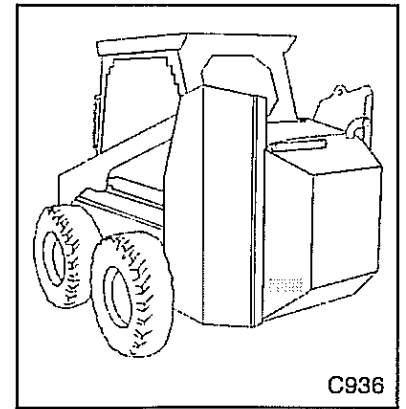
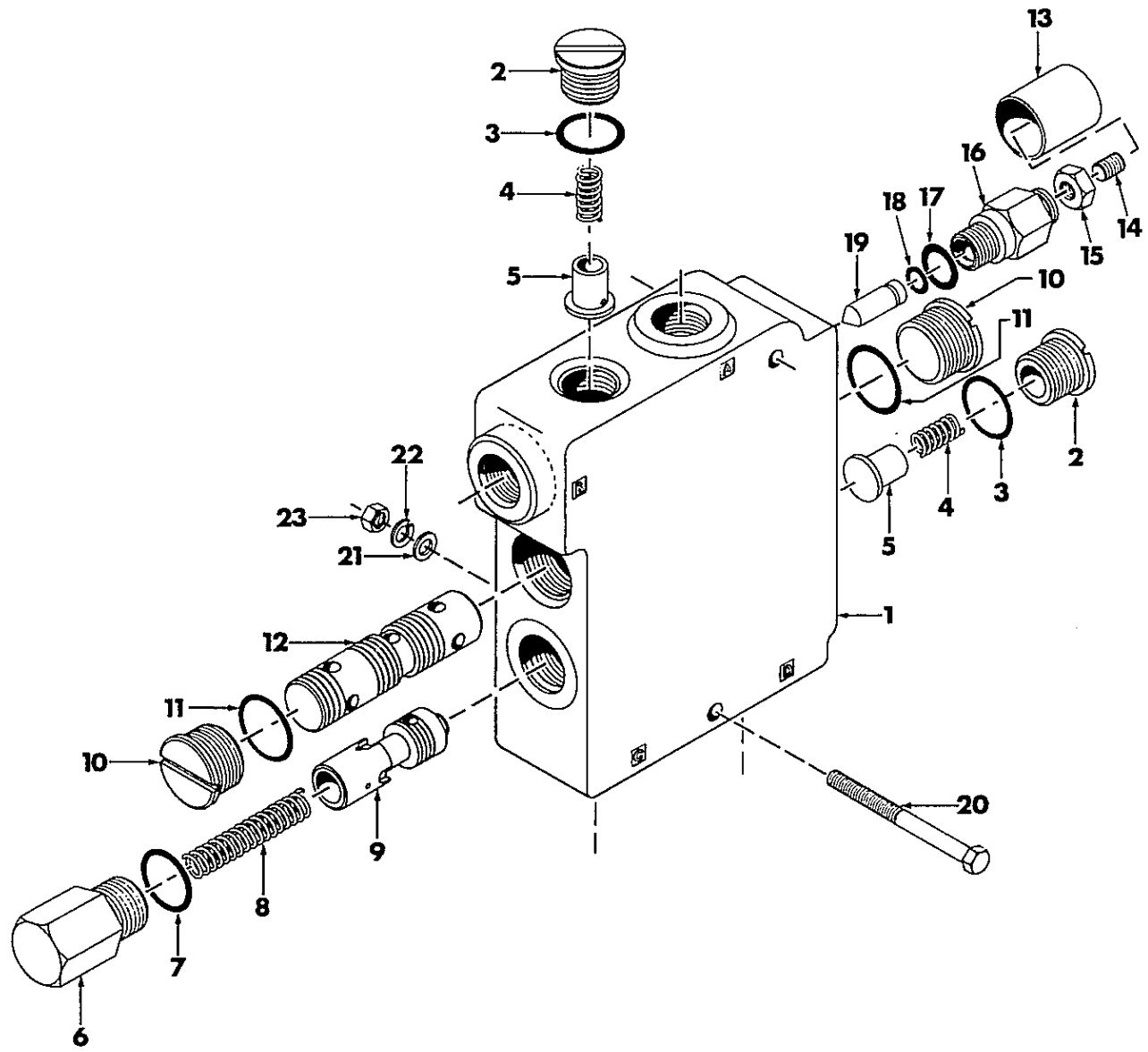
C2623

| ITEM | PART   | QTY | DESCRIPTION  |
|------|--------|-----|--|
| 1.   | 44293  | 1   | <b>Control valve, hand operated electric auxiliary</b> |
| 2.   | 43724  | 2   | Coil, lock solenoid                                    |
| 3.   | 43722  | 3   | Check valve  |
| 4.   | 43729  | 1   | Kit, spring return kit, tilt                           |
| 5.   | 43723  | 2   | Coil, auxiliary solenoid                               |
| 6.   | 43814  | 1   | Auxiliary control with coils                           |
| 7.   | 43728  | 1   | Kit, spring return / detent kit, lift                  |
| 8.   | 43721  | 1   | Main relief valve                                      |
| 9.   | 962099 | 1   | Valve mount  |
| 10.  | 962788 | 1   | Cable mount  |
| 11.  | 44935  | 2   | Control box  |
| 12.  | 44473  | 2   | Set screw  |
| 13.  | 44299  | 2   | Control box linkage                                    |
| 14.  | 1870   | 11  | Lock washer  |
| 15.  | 1651   | 3   | Flat washer  |
| 16.  | 1870   | 11  | Nut  |
| *    | 43812  | 1   | Seal kit   |



# SELF LEVEL VALVE

4.12

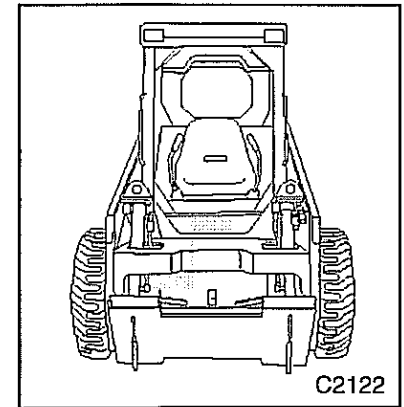
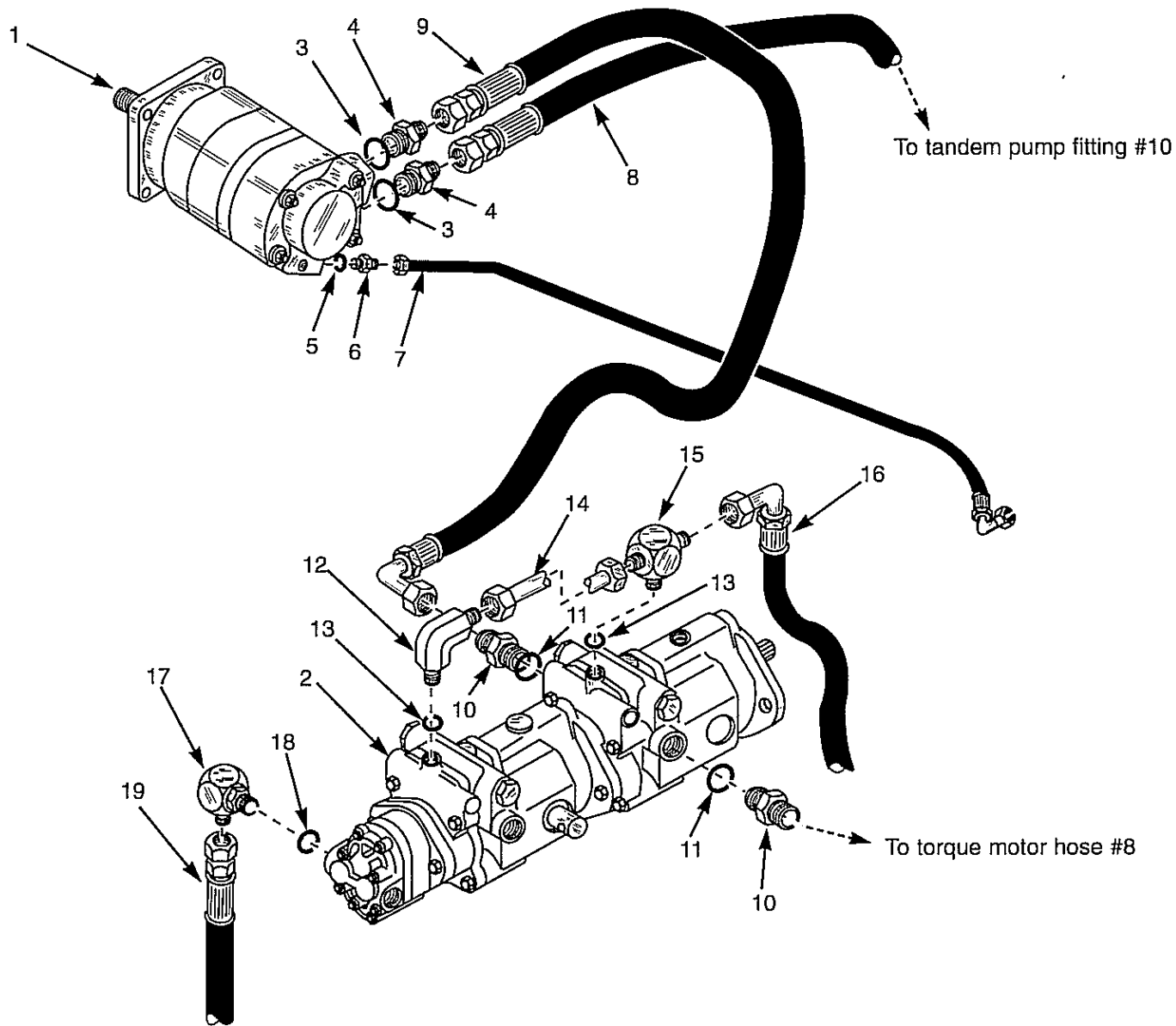


| ITEM | PART    | QTY | DESCRIPTION                        |
|------|---------|-----|------------------------------------|
| *    | 26549   | 1   | Self level valve assembly          |
| 1.   | 29368   | 1   | Valve body                         |
| 2.   | 29369   | 1   | Plug                               |
| 3.   | item 24 | 2   | O - ring                           |
| 4.   | 29370   | 2   | Spring                             |
| 5.   | 29371   | 2   | Plunger                            |
| 6.   | 29372   | 1   | Plug                               |
| 7.   | item 24 | 1   | O - ring                           |
| 8.   | 29373   | 1   | Spring                             |
| 9.   | NSP     | 1   | Spool                              |
| 10.  | 29375   | 2   | Plug                               |
| 11.  | item 24 | 2   | O - ring                           |
| 12.  | NSP     | 1   | Spool                              |
| 13.  | 29377   | 1   | Cover                              |
| 14.  | 29346   | 1   | Set screw                          |
| 15.  | 29345   | 1   | Nut                                |
| 16.  | 29378   | 1   | Adjuster cap                       |
| 17.  | item 24 | 1   | O - ring                           |
| 18.  | item 24 | 1   | O - ring                           |
| 19.  | 29379   | 1   | Pin                                |
| 20.  | 26081   | 2   | Bolt                               |
| 21.  | 17441   | 2   | Lock washer                        |
| 22.  | 17438   | 2   | Flat washer                        |
| 23.  | 24615   | 2   | Nut                                |
| 24.  | 29382   | 1   | Seal kit                           |
| *    | 959832  | 1   | Self level valve mount (not shown) |

|  |            |
|--|------------|
| <b>Hydrostatic Drive Circuit (RH).....</b> | <b>5.1</b> |
| <b>Hydrostatic Drive Circuit (LH).....</b> | <b>5.2</b> |
| <b>Hydrostatic Pump.....</b>               | <b>5.3</b> |
| <b>Auxiliary Gear Pump.....</b>            | <b>5.4</b> |
| <b>Torque Motor.....</b>                   | <b>5.5</b> |

# HYDROSTATIC DRIVE CIRCUIT (RH)

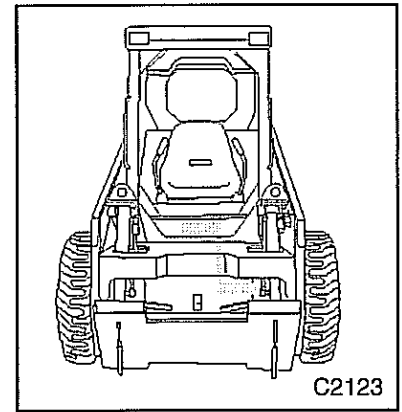
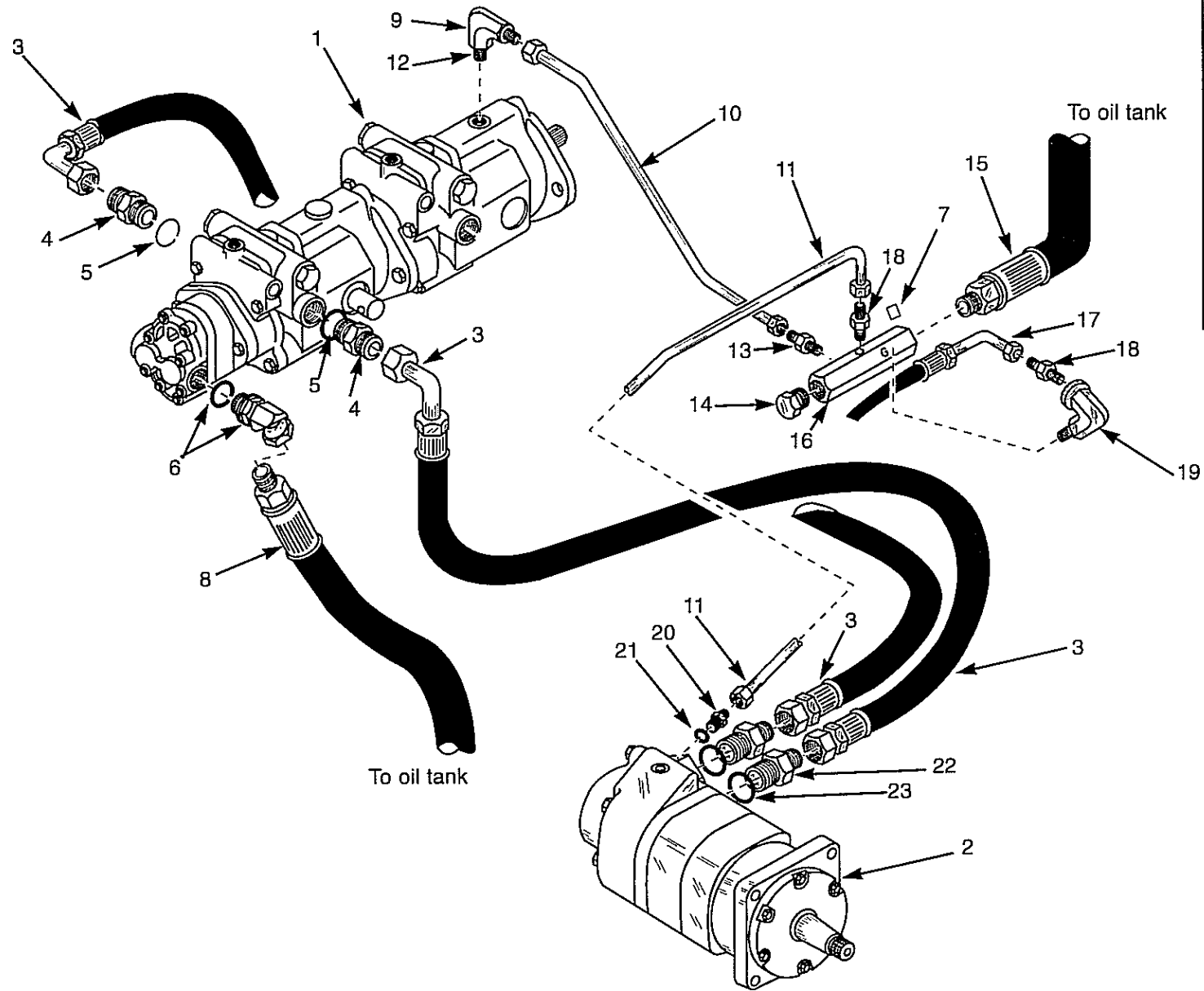
5.1



C2033

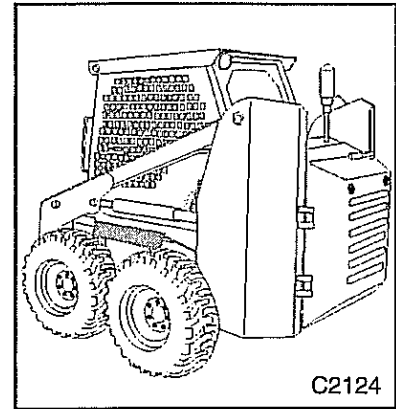
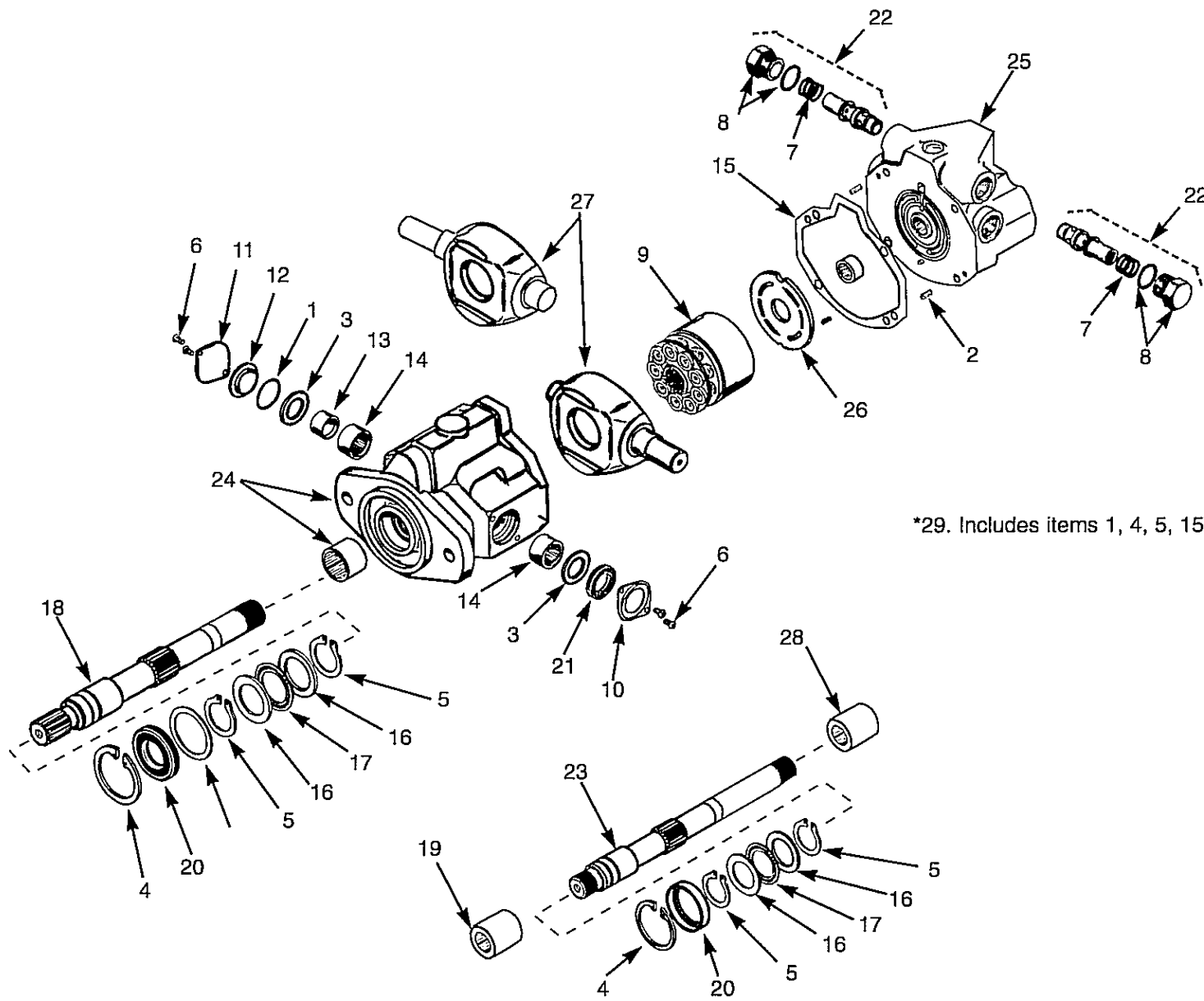
| ITEM | PART   | QTY | DESCRIPTION                            |
|------|--------|-----|--|
| 1.   | ***    | 1   | Torque motor, see section 5.5          |
| 2.   | 39788  | 1   | Tandem pump assembly                   |
| 3.   | 23750  | 2   | O - ring                               |
| 4.   | 8104   | 2   | Connector, includes item #3            |
| 5.   | 23747  | 1   | O - ring                               |
| 6.   | 962520 | 1   | Connector with restrictor and item #3  |
| 7.   | 957259 | 1   | Hose, torque motor drain to manifold   |
| 8.   | 23583  | 1   | Hose, bottom motor to LH side tandem   |
| 9.   | 23582  | 1   | Hose, top motor port to RH side tandem |
| 10.  | 14867  | 2   | Connector, with item #11               |
| 11.  | 8303   | 2   | O - ring                               |
| 12.  | 23388  | 1   | Elbow, 90°, includes item #13          |
| 13.  | 23748  | 2   | O - ring                               |
| 14.  | 39019  | 1   | Transfer tube                          |
| 15.  | 38393  | 1   | Tee, includes item #13                 |
| 16.  | 960857 | 1   | Hose, tandem to check valve            |
| 17.  | 25011  | 1   | Elbow, 90°, includes item #18          |
| 18.  | 23749  | 1   | O - ring                               |
| 19.  | 959625 | 1   | Hose, gear pump to control valve       |

# HYDROSTATIC DRIVE CIRCUIT (LH)



| ITEM | PART   | QTY | DESCRIPTION                            |
|------|--------|-----|--|
| 1.   | 39788  | 1   | Tandem pump assembly                   |
| 2.   | ***    | 1   | Torque motor, see section 5.5          |
| 3.   | 23583  | 2   | Hose, top motor to RH side tandem      |
| 3.   | 23583  | 2   | Hose, bottom motor to LH side tandem   |
| 4.   | 14867  | 2   | Connector, with item #5                |
| 5.   | 8303   | 2   | O - ring                               |
| 6.   | 35821  | 1   | Elbow, 45°                             |
| 7.   | 1457   | 1   | Plug, 1/2" NPT                         |
| 8.   | 960854 | 1   | Hose, tank to gear pump                |
| 9.   | 23388  | 1   | Elbow, 90°                             |
| 10.  | 39020  | 1   | Tube, tandem drain to manifold         |
| 11.  | 31341  | 1   | Tube, motor drain to manifold          |
| 12.  | 23748  | 1   | O - ring, not shown                    |
| 13.  | 29438  | 1   | Connector                              |
| 14.  | 1458   | 1   | Plug, NPT                              |
| 15.  | 960858 | 1   | Hose, manifold drain to tank           |
| 16.  | 953603 | 1   | Manifold                               |
| 17.  | 957259 | 1   | Hose, RH motor drain                   |
| 18.  | 19242  | 2   | Connector                              |
| 19.  | 1461   | 1   | Elbow, 90°                             |
| 20.  | 962520 | 1   | Connector with restrictor and item #21 |
| 21.  | 23747  | 1   | O - ring                               |
| 22.  | 8104   | 2   | Connector, includes item #23           |
| 23.  | 23750  | 2   | O - ring                               |

# HYDROSTATIC TANDEM PUMP



\*29. Includes items 1, 4, 5, 15, 20, 21 and o-ring seals on item 8

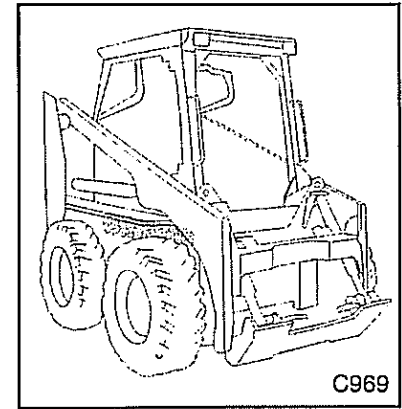
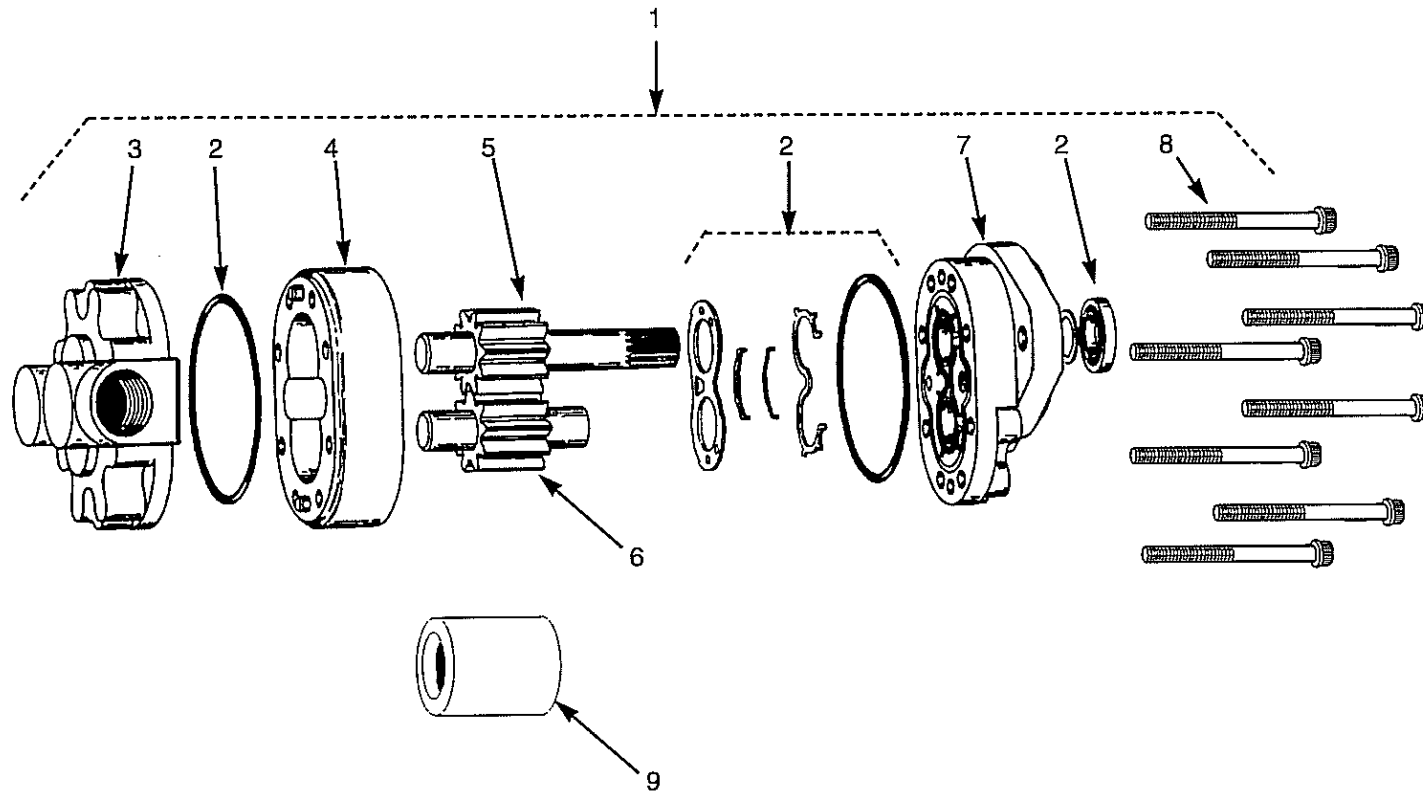


| ITEM | PART  | QTY | DESCRIPTION                               |
|------|-------|-----|---|
| *    | 39788 | 1   | Complete tandem pump assembly             |
| **   | 39995 | 1   | Front pump section (next to engine)       |
| ***  | 39994 | 1   | Rear pump section (next to gear pump)     |
| 1.   | 34467 | 2   | O - ring                                  |
| 2.   | 34478 | 2   | Pin                                       |
| 3.   | 34468 | 2   | Washer                                    |
| 4.   | 8871  | 1   | Snap ring                                 |
| 5.   | 8872  | 2   | Retaining ring                            |
| 6.   | 34473 | 4   | Screw                                     |
| 7.   | 39152 | 2   | Spring                                    |
| 8.   | 39154 | 2   | Plug                                      |
| 9.   | 34475 | 1   | Rotating group                            |
| 10.  | 34470 | 1   | Seal cover                                |
| 11.  | 34472 | 1   | Trunnion cover                            |
| 12.  | 34471 | 1   | O - ring cover                            |
| 13.  | 26650 | 1   | Inner race                                |
| 14.  | 14959 | 1   | Bearing                                   |
| 15.  | 14961 | 1   | Gasket                                    |
| 16.  | 8863  | 2   | Thrust washer                             |
| 17.  | 8864  | 1   | Thrust bearing                            |
| 18.  | 39993 | 1   | Drive shaft, engine u - joint to tandem   |
| 19.  | 42018 | 1   | Coupler, tandem section                   |
| 20.  | 8873  | 1   | Input shaft seal                          |
| 21.  | 8799  | 1   | Cam plate shaft seal                      |
| 22.  | 34986 | 2   | Relief valve kit                          |
| 23.  | 39990 | 1   | Drive shaft, rear (double fine spline)    |
| 24.  | 39991 | 1   | Housing, front pump (next to engine)      |
| 24.  | 39994 | 1   | Housing, rear pump (next to gear pump)    |
| 25.  | 39992 | 1   | Back plate with bearing                   |
| 26.  | 34476 | 1   | Valve plate                               |
| 27.  | 34474 | 1   | Cam plate                                 |
| 28.  | 42017 | 1   | Coupler, tandem to gear pump              |
| 29.  | 39999 | 1   | Seal kit (2 required for complete tandem) |

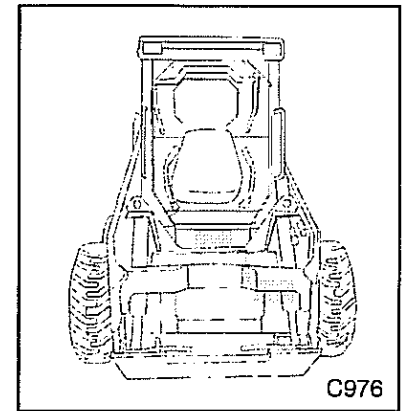
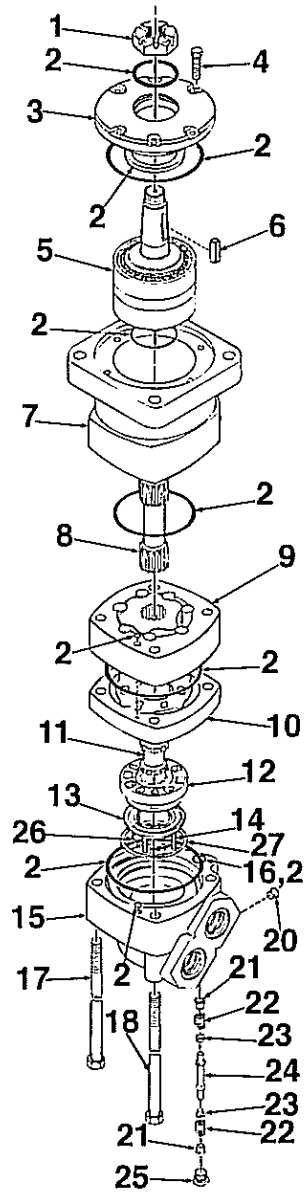
\*29. Includes items 1, 4, 5, 15, 20, 21 and o-ring seals on item 8

# AUXILIARY GEAR PUMP

5.4



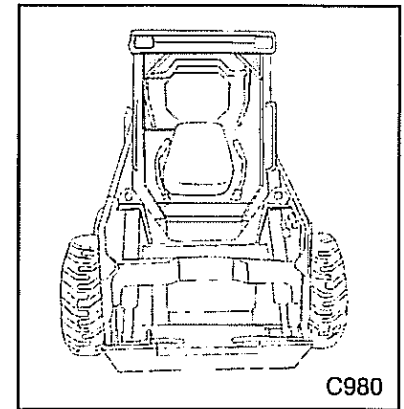
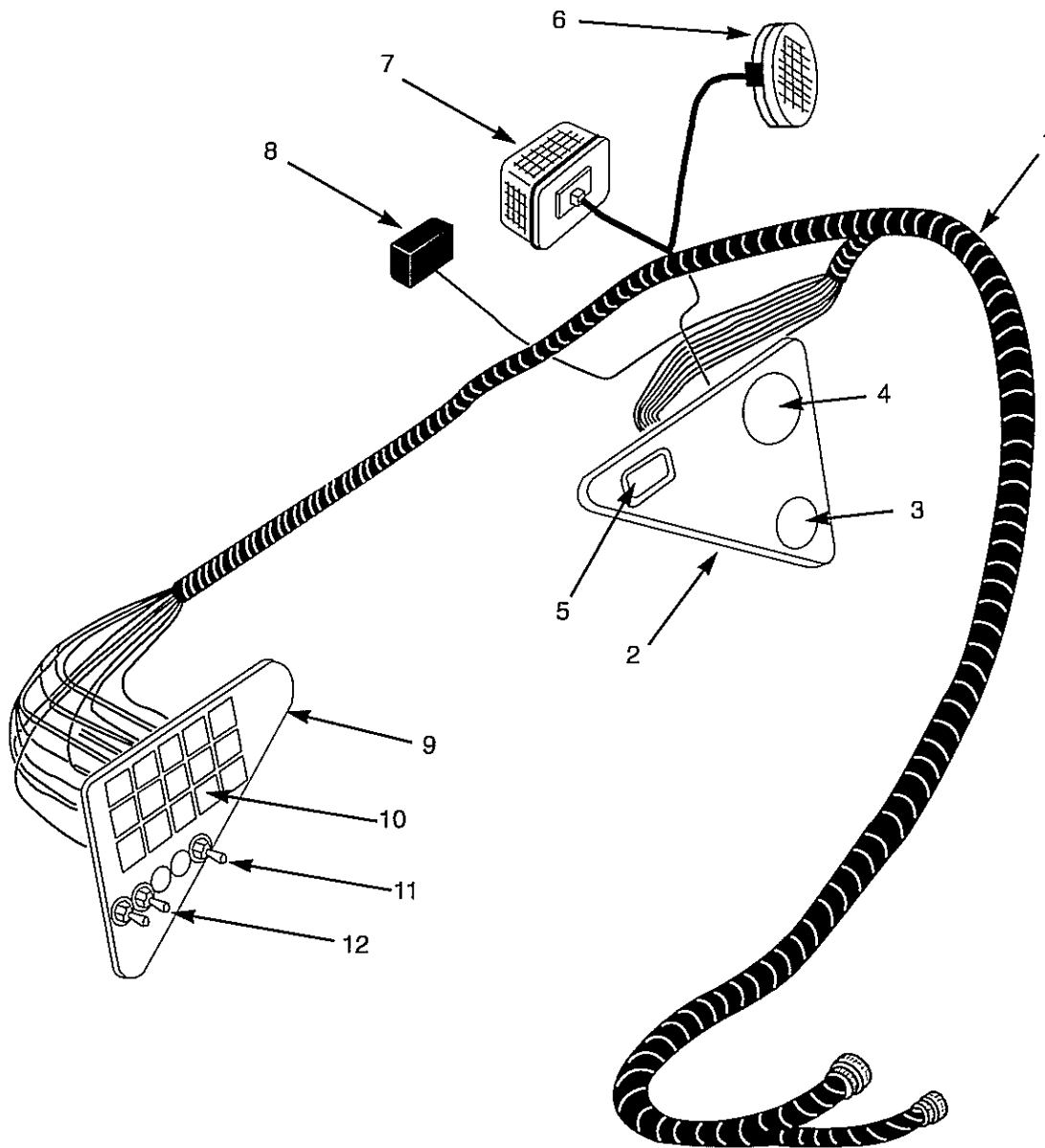
| ITEM | PART  | QTY | DESCRIPTION                  |
|------|-------|-----|------------------------------|
| 1.   | 39913 | 1   | Auxiliary gear pump          |
| 2.   | 39920 | 1   | Seal kit                     |
| 3.   | 39914 | 1   | Back plate                   |
| 4.   | 39915 | 1   | Pump body                    |
| 5.   | 39916 | 1   | Drive gear                   |
| 6.   | 39917 | 1   | Idler gear                   |
| 7.   | 39918 | 1   | Front plate                  |
| 8.   | N / A | 8   | Cap screw                    |
| 9.   | 42017 | 1   | Coupler, splined (not shown) |



C976

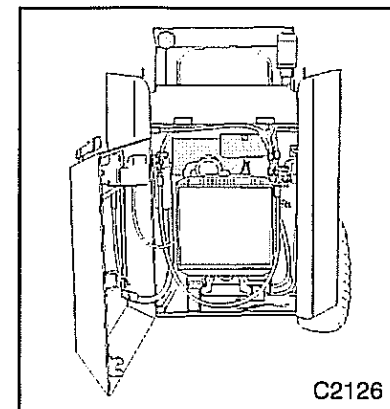
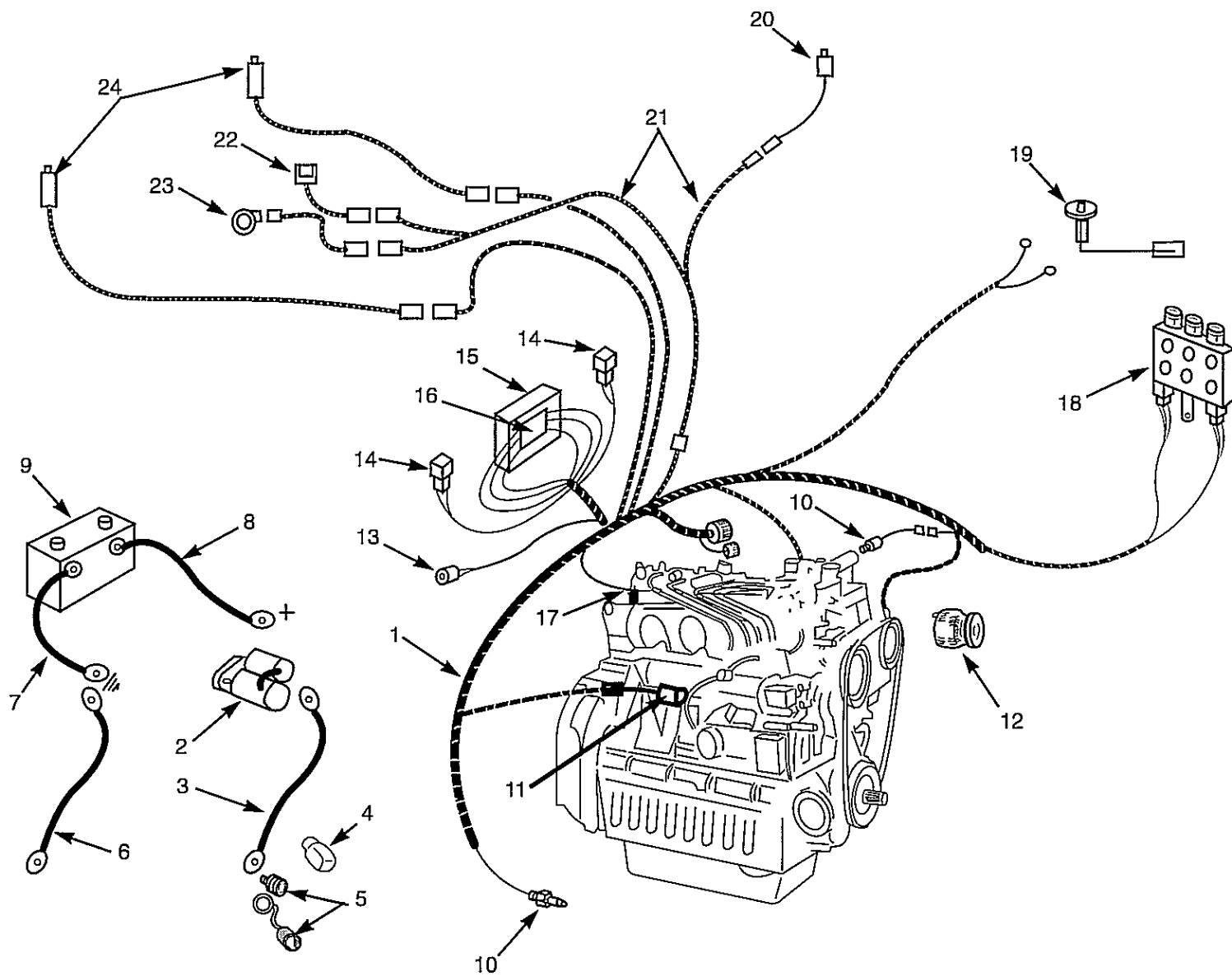
| ITEM | PART  | QTY | DESCRIPTION               |
|------|-------|-----|---------------------------|
| *    | 42453 | 1   | Torque motor (2 required) |
| 1.   | 22071 | 1   | Nut                       |
| 2.   | 22117 | 1   | Seal kit                  |
| 3.   | 42955 | 1   | Retainer                  |
| 4.   | 22073 | 6   | Screw                     |
| 5.   | 42953 | 1   | Shaft sub assembly        |
| 6.   | 22075 | 1   | Key                       |
| 7.   | 42954 | 1   | Bearing housing           |
| 8.   | 42609 | 1   | Drive shaft               |
| 9.   | 42607 | 1   | Geroler assembly          |
| 10.  | 22105 | 1   | Valve plate               |
| 11.  | 22106 | 1   | Valve drive               |
| 12.  | 22107 | 1   | Valve                     |
| 13.  | 22108 | 1   | Balance ring              |
| 14.  | 22109 | 3   | Spring                    |
| 15.  | 22112 | 1   | Valve housing             |
| 16.  | 22089 | 1   | Plug                      |
| 17.  | 42608 | 2   | Bolt (long)               |
| 18.  | 42610 | 2   | Bolt (short)              |
| 19.  | -     |     |                           |
| 20.  | 22110 | 1   | Plug                      |
| 21.  | 22111 | 2   | Dash pot sleeve           |
| 22.  | 22115 | 2   | Spring                    |
| 23.  | 22119 | 2   | Poppet                    |
| 24.  | 22120 | 1   | Piston                    |
| 25.  | 22121 | 1   | Plug                      |
| 26.  | 34181 | 1   | Inner face seal           |
| 27.  | 34182 | 1   | Outer face seal           |

**Electrical Wiring, ROPS ..... 6.1**  
**Electrical Wiring, Engine ..... 6.2**



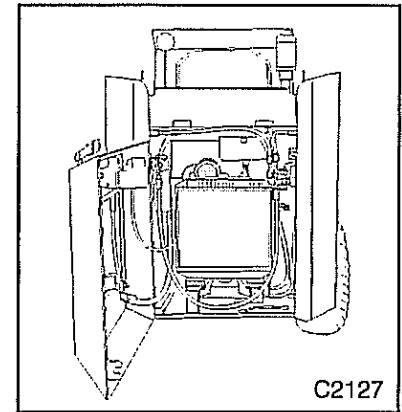
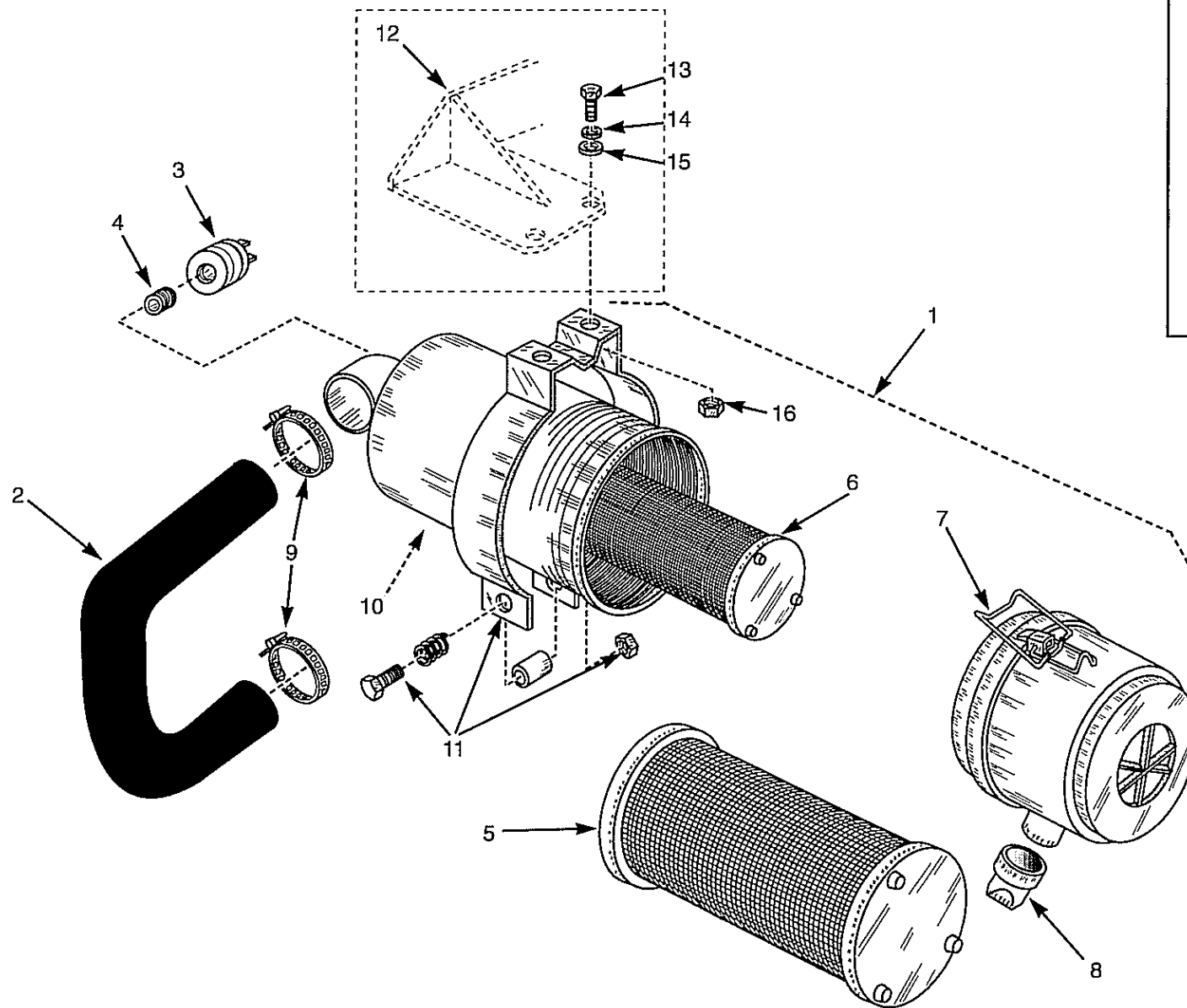
| ITEM | PART  | QTY     | DESCRIPTION                |
|------|-------|---------|----------------------------|
| 1.   | 42065 | 1       | Electrical harness, ROPS   |
| 2.   | 38794 | 1       | Dash panel, RH             |
| *    | 38800 | 1       | Panel Insert, RH           |
| *    | 38798 | 1       | Outside panel pod, RH      |
| 3.   | 19605 | 1       | Ignition switch, with keys |
| *    | 18683 | 1(pair) | Ignition key               |
| *    | 41427 | 1       | Thomas key ring            |
| 4    | 38577 | 1       | Fuel gauge                 |
| 5.   | 38761 | 1       | Hour meter                 |
| 6.   | 29971 | 1       | Rear work light            |
| 7.   | 41607 | 2       | Front work light           |
| *    | 41611 | 1       | Front lens                 |
| *    | 41612 | 1       | Front bulb                 |
| 8.   | 40918 | 1       | Horn (option)              |
| 9.   | 41889 | 1       | Dash panel, LH             |
| *    | 41890 | 1       | Panel Insert, LH           |
| *    | 38799 | 1       | Outside panel pod, LH      |
| 10.  | 39972 | 1       | Indicator bulb panel       |
| 11.  | 39123 | 1       | Switch, SPST (headlight)   |
| 12.  | 39124 | 1       | Switch, DPST (aux. option) |





| ITEM | PART   | QTY   | DESCRIPTION                             |
|------|--------|-------|---|
| 1.   | 43269  | 1     | Electrical wiring harness, engine       |
| 2.   | 33073  | 1     | Starter                                 |
| 3.   | 39910  | 1     | Cable                                   |
| 4.   | 39921  | 1     | Cover, boot                             |
| 5.   | 37104  | 1     | External boosting lug (with cover)      |
| 6.   | 22819  | 1     | Cable, 18"                              |
| 7.   | 38871  | 1     | Cable, battery ground                   |
| 8.   | 38872  | 1     | Cable, battery positive                 |
| 9.   | 38870  | 1     | Battery                                 |
| 10.  | 37206  | 2     | Temperature sender                      |
| *    | 18724  | 1     | Engine oil pressure sender              |
| 11.  | 962038 | 1     | Stop solenoid                           |
| 12.  | 42604  | 1     | Alternator                              |
| 13.  | 38855  | 1     | Air restriction sender                  |
| 14.  | 39840  | 2     | Relay                                   |
| 15.  | 961693 | 1     | Electrical box assembly                 |
| *    | 41791  | 1     | Knob, for electrical box                |
| 16.  | 39540  | 1     | Fuse terminal panel                     |
| *    | 39121  | A / R | Fuse, 15 amp                            |
| *    | 39122  | A / R | Fuse, 10 amp                            |
| *    | 21927  | 1     | Circuit breaker, 40 amp                 |
| 17.  | 35536  | 4     | Glow plug                               |
| 18.  | ***    | 1     | Control valve, see section 4.8 ~ 4.11   |
| 19.  | 43744  | 1     | Fuel level sender                       |
| 20.  | 42805  | 1     | Safety / Brake switch (DPST)            |
| 21.  | 42804  | 1     | Electrical harness, mainframe           |
| 22.  | 960680 | 1     | Seat belt ass'y with switch (2")        |
| 22.  | 960681 | 1     | Seat belt ass'y with switch (3" option) |
| 23.  | 38516  | 1     | Seat switch                             |
| 24.  | 40960  | 1     | Control handle with switch (option)     |
| *    | 38412  | 2     | Switch, for optional control handle     |
| *    | 38752  | 1     | Switch, back up alarm, optional         |

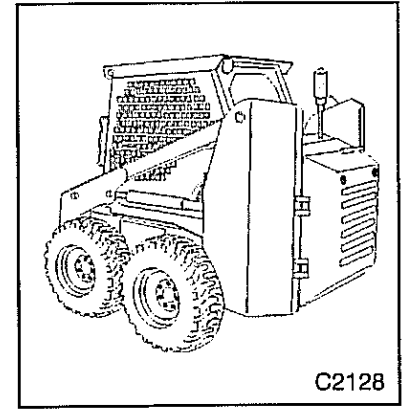
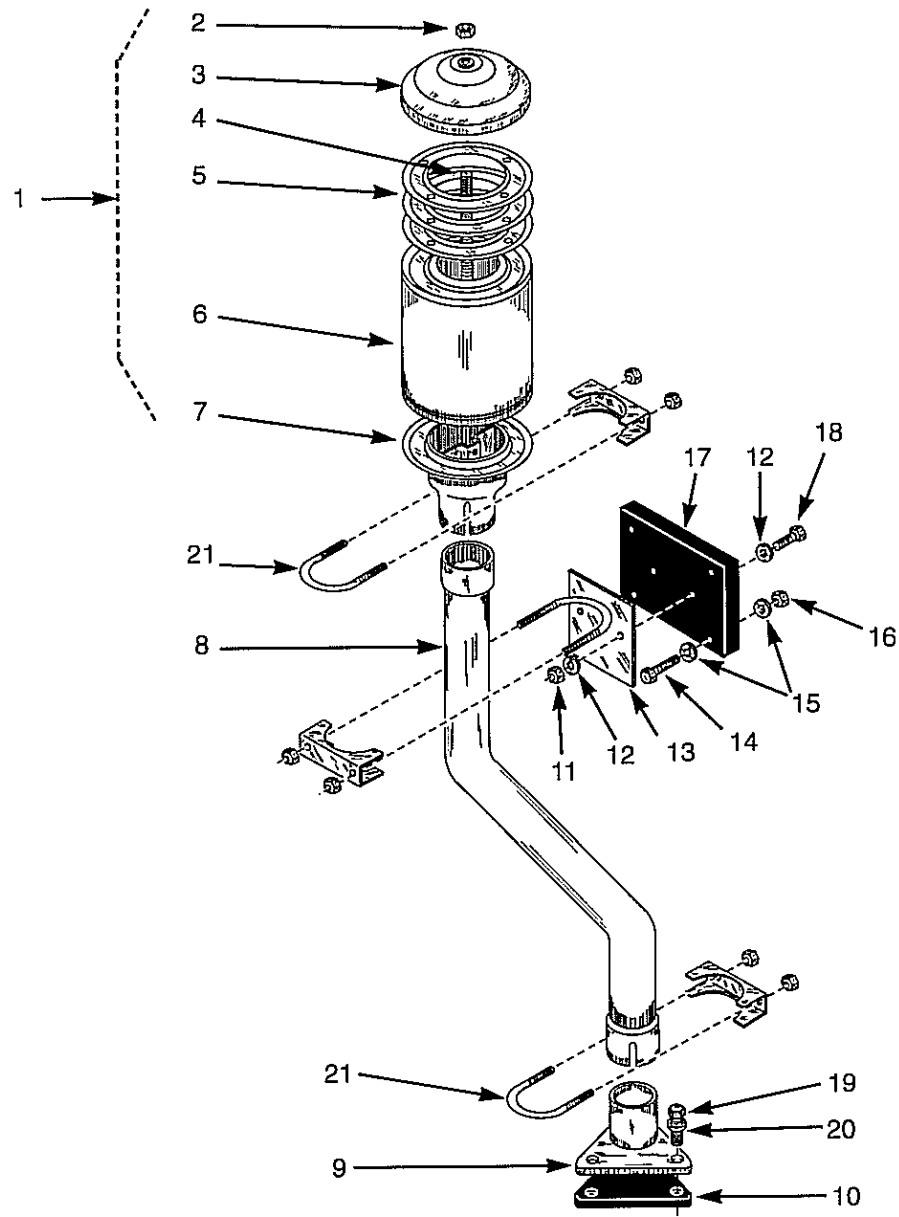
|                                   |            |
|-----------------------------------|------------|
| <b>Air Cleaner .....</b>          | <b>7.1</b> |
| <b>Exhaust System (STD) .....</b> | <b>7.2</b> |
| <b>Exhaust System (CE) .....</b>  | <b>7.3</b> |
| <b>Universal Joint.....</b>       | <b>7.4</b> |
| <b>Radiator and Mounts.....</b>   | <b>7.5</b> |



| ITEM | PART   | QTY | DESCRIPTION                             |
|------|--------|-----|---|
| 1.   | 42541  | 1   | Air cleaner assembly                    |
| 2.   | 43556  | 1   | Hose, molded                            |
| 3.   | 38855  | 1   | Sender, air restriction                 |
| 4.   | 42406  | 1   | Adapter                                 |
| 5.   | 42417  | 1   | Element, primary                        |
| 6.   | 42418  | 1   | Element, safety                         |
| 7.   | 42420  | 1   | Cover                                   |
| 8.   | 42421  | 1   | Vacuator                                |
| 9.   | 12117  | 3   | Clamp                                   |
| 10.  | 43389  | 1   | Hose, molded                            |
| 11.  | 42419  | 1   | Mounting band                           |
| 12.  | 962502 | 1   | Mount, radiator and air cleaner (early) |
| 12.  | NSP    | -   | Part of mainframe (later)               |
| 13.  | 1190   | 2   | Bolt                                    |
| 14.  | 1870   | 2   | Lock washer                             |
| 15.  | 1651   | 2   | Flat washer                             |
| 16.  | 1191   | 2   | Nut                                     |

# EXHAUST SYSTEM (STD)

7.2

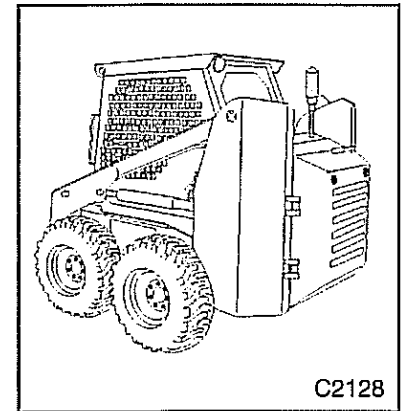
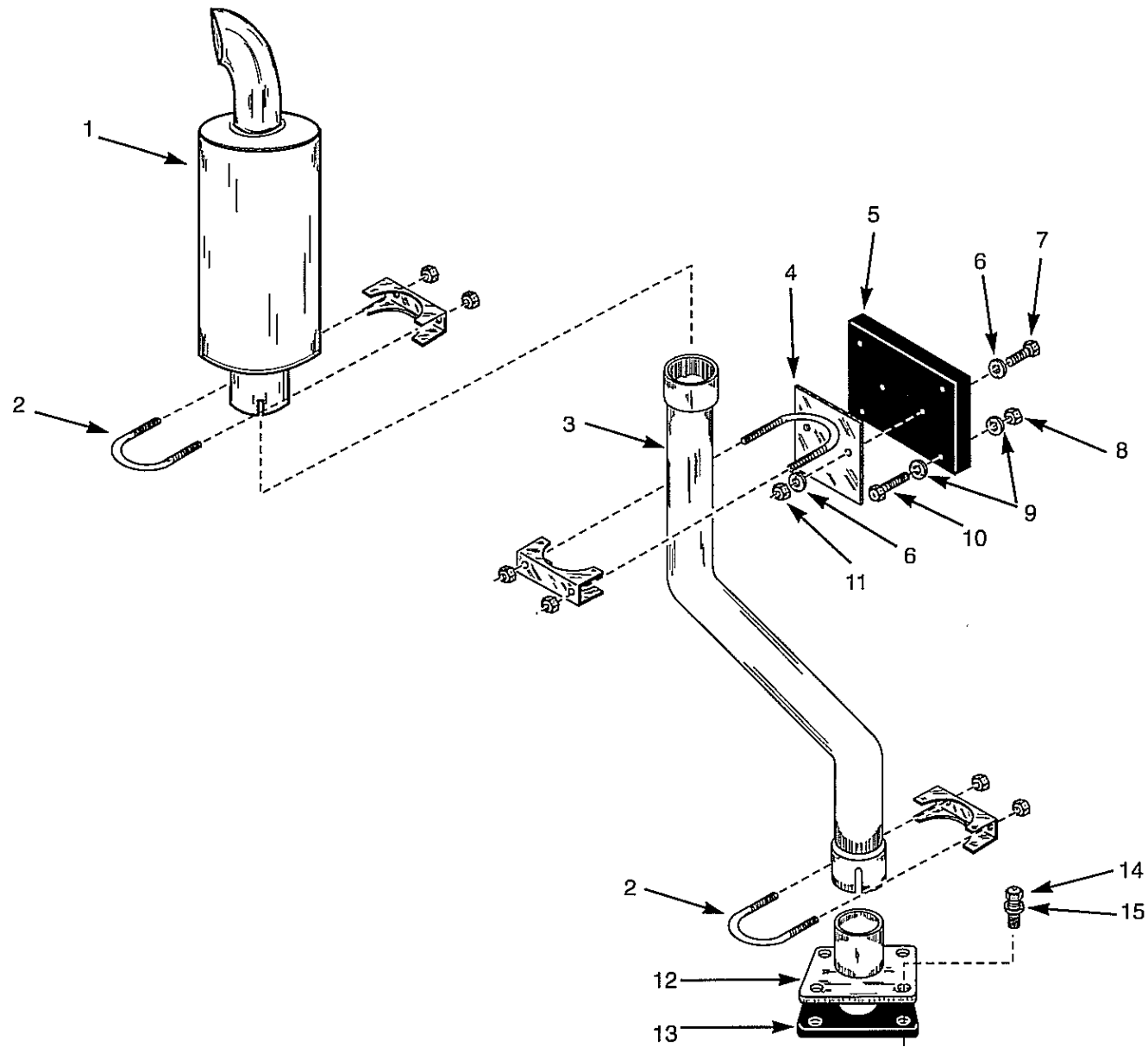


C1176

| ITEM | PART   | QTY | DESCRIPTION                  |
|------|--------|-----|------------------------------|
| 1.   | 21148  | 1   | Muffler assembly             |
| 2.   | 42009  | 1   | Lock nut                     |
| 3.   | 21293  | 1   | End cap                      |
| 4.   | 21295  | 1   | Center bolt                  |
| 5.   | 21294  | 3   | Diffuser disc (package of 3) |
| 6.   | 21296  | 1   | Resonator                    |
| 7.   | 21297  | 1   | Adapter                      |
| 8.   | 41784  | 1   | Exhaust pipe                 |
| 9.   | 958264 | 1   | Exhaust flange               |
| 10.  | 35258  | 1   | Gasket                       |
| 11.  | 16771  | 2   | Lock nut                     |
| 12.  | 1651   | 4   | Flat washer                  |
| 13.  | 954704 | 1   | Exhaust clamp assembly       |
| 14.  | 7723   | 4   | Bolt                         |
| 15.  | 1650   | 8   | Flat washer                  |
| 16.  | 6645   | 4   | Lock nut                     |
| 17.  | 30311  | 1   | Isolator                     |
| 18.  | 2580   | 2   | Bolt                         |
| 19.  | 21554  | 4   | Bolt                         |
| 20.  | 21029  | 4   | Lock washer                  |
| 21.  | 6262   | 2   | Muffler clamp                |

# EXHAUST SYSTEM (CE)

7.3



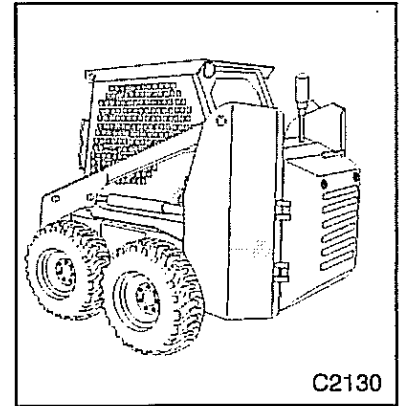
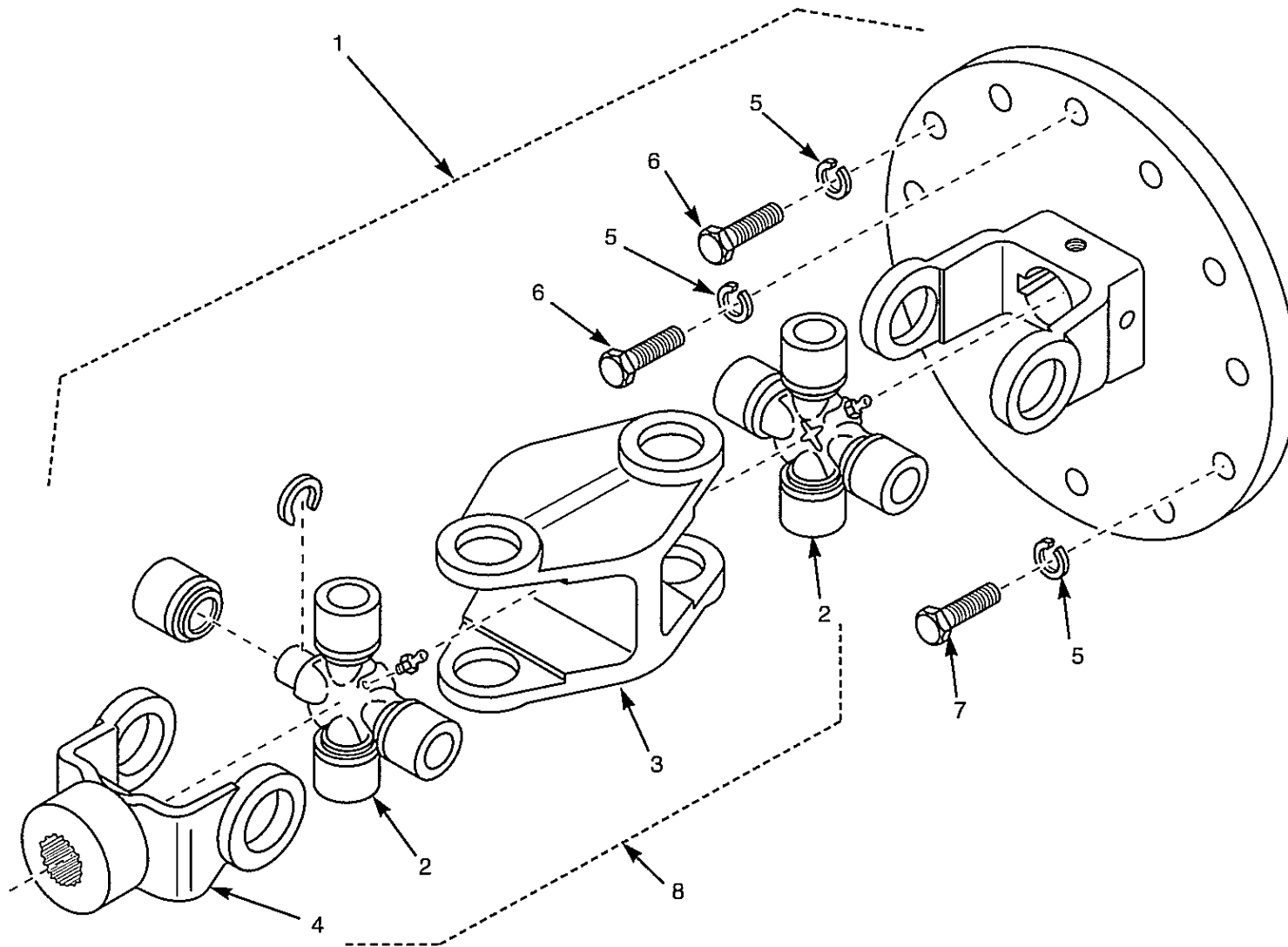
C2658



| ITEM | PART   | QTY | DESCRIPTION            |
|------|--------|-----|------------------------|
| 1.   | 42692  | 1   | Muffler                |
| 2.   | 6262   | 2   | Muffler clamp          |
| 3.   | 43057  | 1   | Exhaust pipe           |
| 4.   | 954704 | 1   | Muffler clamp assembly |
| 5.   | 30311  | 1   | Isolator               |
| 6.   | 1651   | 4   | Flat washer            |
| 7.   | 2580   | 2   | Bolt                   |
| 8.   | 6645   | 4   | Lock nut               |
| 9.   | 1650   | 8   | Flat washer            |
| 10.  | 7723   | 4   | Bolt                   |
| 11.  | 16771  | 2   | Lock nut               |
| 12.  | 958264 | 1   | Exhaust flange         |
| 13.  | 35258  | 1   | Gasket                 |
| 14.  | 21554  | 4   | Bolt                   |
| 15.  | 21029  | 4   | Lock washer            |

# UNIVERSAL JOINT

7.4

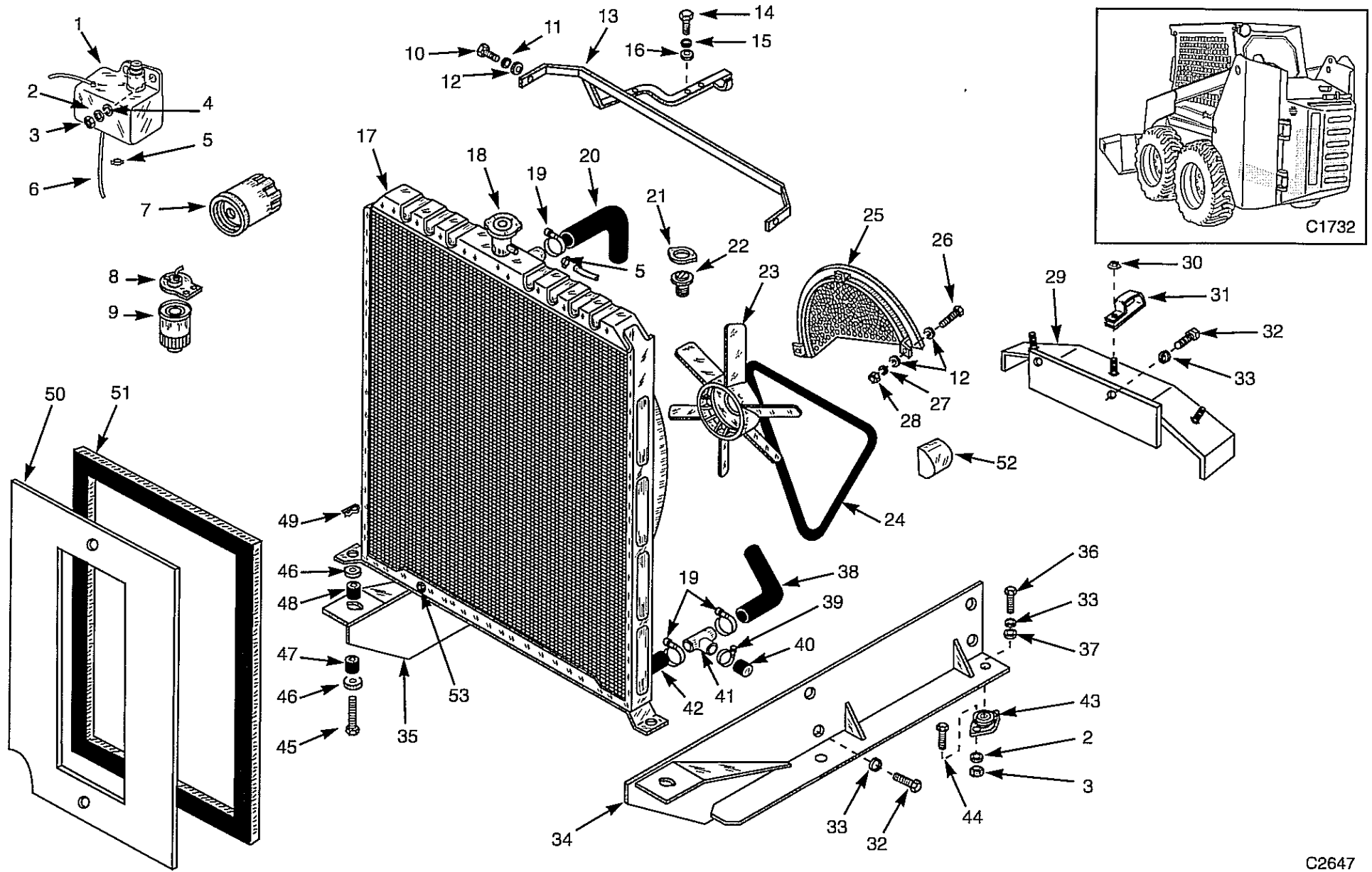


C482

| <b>ITEM</b> | <b>PART</b> | <b>QTY</b> | <b>DESCRIPTION</b>                         |
|-------------|-------------|------------|--|
| 1.          | 954503      | 1          | U - joint and plate assembly               |
| 2.          | 15052       | 2          | U - joint, cross and bearing               |
| 3.          | 15140       | 1          | Double yoke                                |
| 4.          | 15141       | 1          | Splined yoke                               |
| 5.          | 21029       | 6          | Lock washer                                |
| 6.          | 19029       | 4          | Bolt                                       |
| 7.          | 21559       | 2          | Bolt                                       |
| 8.          | 38515       | 1          | Double u - joint assembly (includes 2,3,4) |

# RADIATOR and MOUNTS

7.5



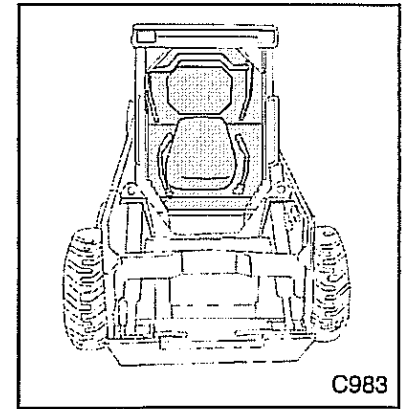
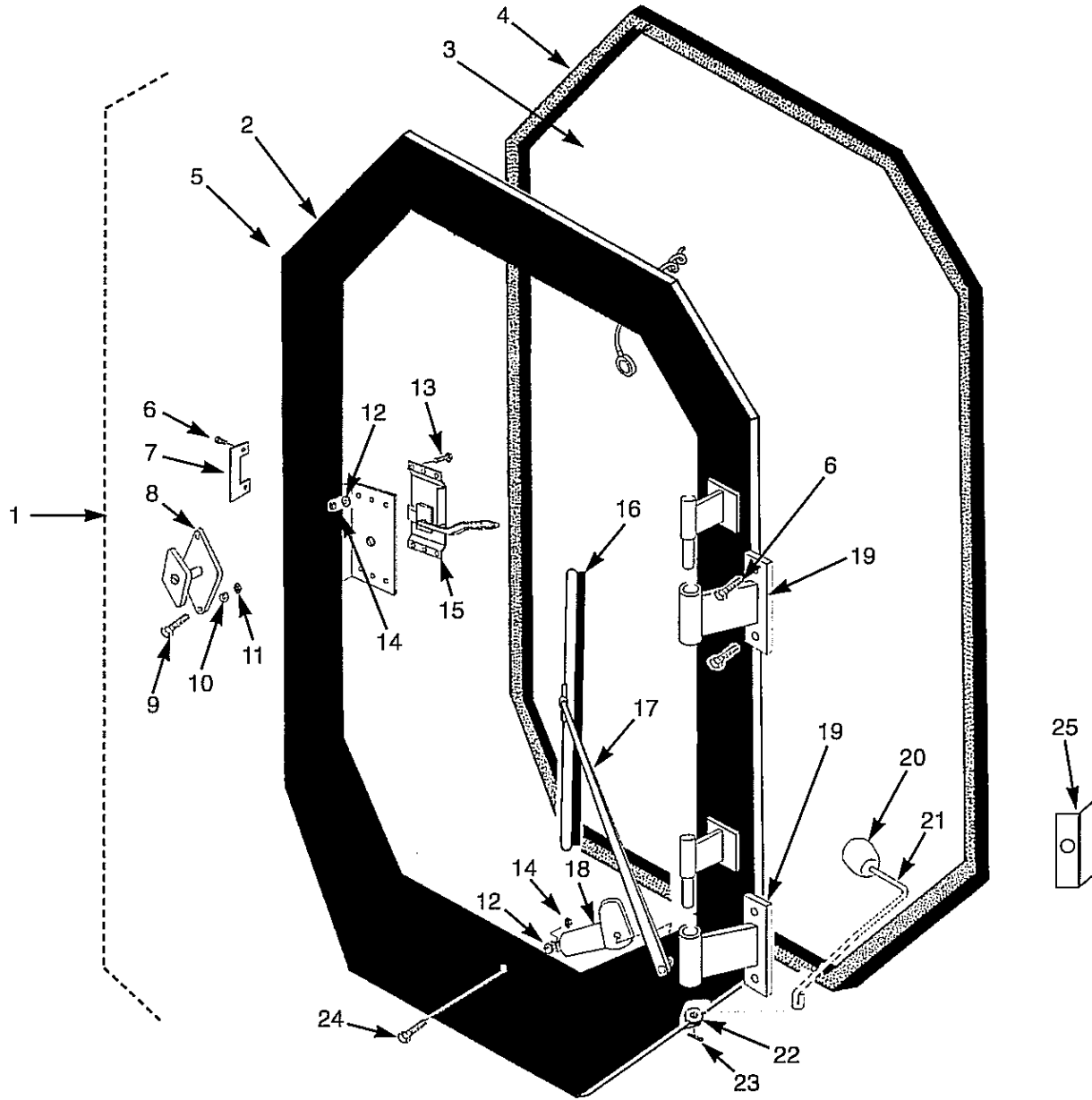
C2647

| ITEM | PART   | QTY   | DESCRIPTION                         |
|------|--------|-------|-------------------------------------|
| *    | 44637  | 1     | Engine ass'y with rad & accessories |
| 1.   | 42737  | 1     | Over flow reservoir                 |
| 2.   | 1870   | 9     | Lock washer                         |
| 3.   | 1191   | 9     | Nut                                 |
| 4.   | 1651   | 1     | Flat washer                         |
| 5.   | 34919  | 2     | Clamp                               |
| 6.   | 261    | A / R | Hose, sold per foot                 |
| 7.   | 33023  | 1     | Engine oil filter                   |
| 8.   | 42560  | 1     | Fuel filter assembly (includes 9)   |
| 9.   | 42561  | 1     | Fuel filter element                 |
| 10.  | 23771  | 2     | Bolt                                |
| 11.  | 21320  | 2     | Lock washer                         |
| 12.  | 1650   | 10    | Flat washer                         |
| 13.  | 962716 | 1     | Radiator brace (LK002024 Onward)    |
| 13.* | 962502 | 1     | Radiator brace (to S / N LK0002023) |
| 14.  | 24790  | 2     | Bolt                                |
| 15.  | 21028  | 2     | Lock washer                         |
| 16.  | 1643   | 2     | Flat washer                         |
| 17.  | 36021  | 1     | Radiator assembly (includes 18)     |
| 18.  | 19572  | 1     | Radiator cap                        |
| 19.  | 18478  | 6     | Clamp                               |
| 20.  | 22204  | 1     | Upper hose                          |
| 21.  | 19586  | 1     | Thermostat gasket                   |
| 22.  | 33149  | 1     | Thermostat                          |
| 23.  | 39730  | 1     | Fan, pusher (std)                   |
| 23.  | 23107  | 1     | Fan, puller (option)                |
| 24.  | 35568  | 1     | Belt (std)                          |
| 24.  | 33385  | 1     | Belt (CE models)                    |
| *    | 33146  | 1     | Pulley, fan (CE models)             |
| 25.  | 39728  | 1     | Fan guard                           |
| 26.  | 2663   | 4     | Bolt                                |
| 27.  | 2279   | 4     | Lock washer                         |
| 28.  | 1350   | 4     | Nut                                 |
| 29.  | 962371 | 1     | Flywheel shield                     |
| 30.  | 43558  | 3     | Serrated flange nut                 |
| 31.  | 41024  | 3     | Loom clamp                          |
| 32.  | 21557  | 10    | Bolt                                |
| 33.  | 21558  | 14    | Lock washer                         |
| 34.  | 961839 | 1     | Engine mount, RH                    |
| 35.  | 961840 | 1     | Engine mount, LH                    |
| 36.  | 26859  | 4     | Bolt                                |
| 37.  | 25845  | 4     | Flat washer                         |
| 38.  | 35773  | 1     | Hose, lower molded                  |
| 39.  | 19589  | 1     | Clamp                               |
| 40.  | 19583  | 1     | Cap                                 |
| 41.  | 35772  | 1     | Pipe                                |
| 42.  | 35774  | 1     | Hose, lower                         |
| 43.  | 38558  | 4     | Engine isolator mount               |
| 44.  | 1190   | 8     | Bolt                                |
| 45.  | 19574  | 2     | Bolt                                |
| 46.  | 18469  | 4     | Washer                              |
| 47.  | 18467  | 2     | Cushion                             |
| 48.  | 18468  | 2     | Cushion                             |
| 49.  | 19573  | 2     | Snap pin                            |
| 50.  | 43896  | 1     | Baffle, radiator                    |
| 51.  | 579    | 6.5'  | Foam                                |
| 52.  | 42940  | 1     | Alternator guard                    |
| 53.  | 35847  | 1     | Hex socket plug                     |
| ITEM | PART   | QTY   | DESCRIPTION                         |

|  |            |
|--|------------|
| <b>Cab Door .....</b>                        | <b>8.1</b> |
| <b>Cab Heater.....</b>                       | <b>8.2</b> |
| <b>Cab Windows .....</b>                     | <b>8.3</b> |
| <b>Hi- Flow Hydraulics .....</b>             | <b>8.4</b> |
| <b>Auto Shutdown System .....</b>            | <b>8.5</b> |
| <b>Numerical Index.....</b>                  | <b>8.6</b> |
| <b>Quick Reference Maintenance List.....</b> | <b>8.7</b> |

# CAB DOOR

8.1



C983

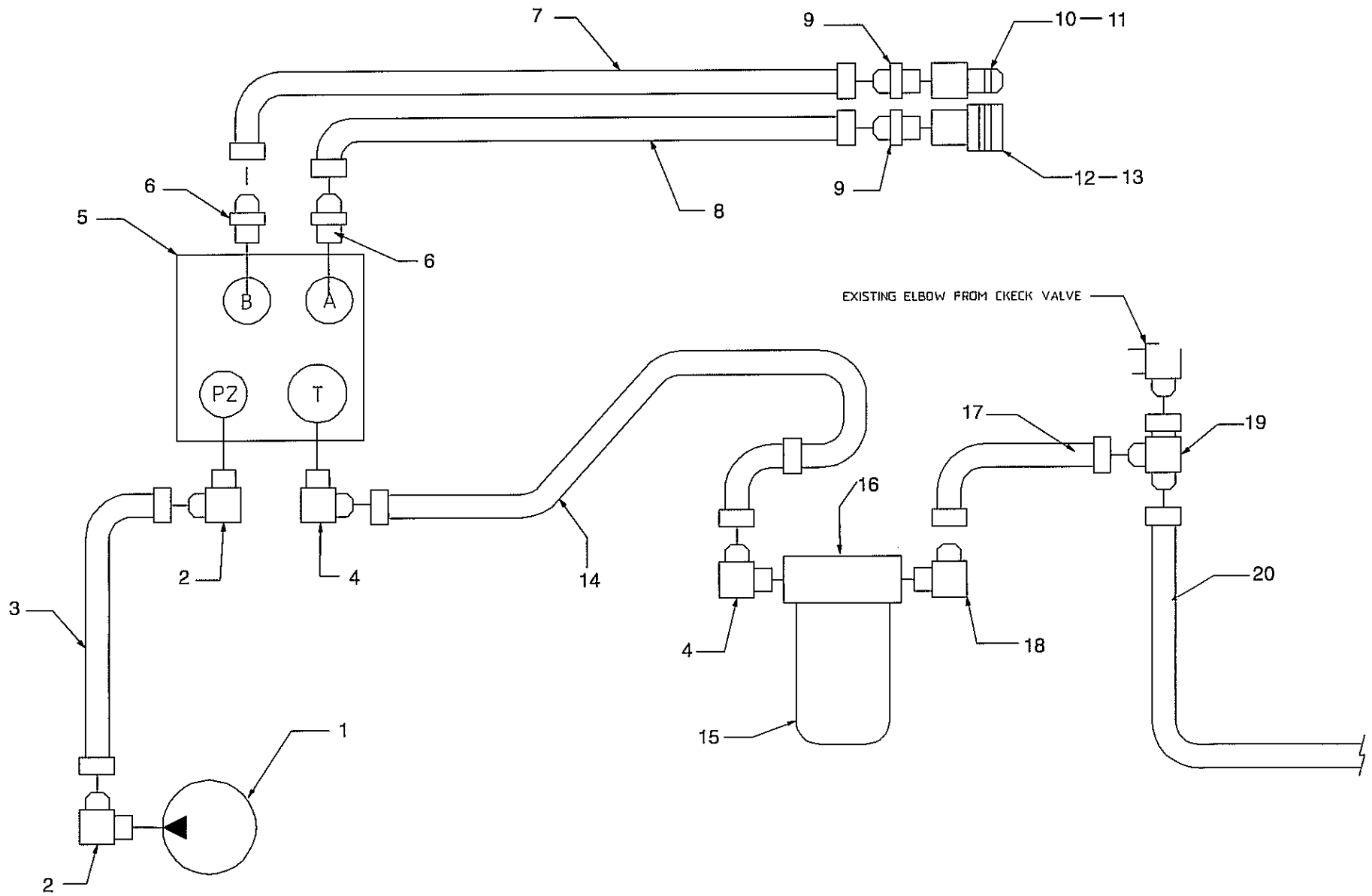
C-029

| ITEM | PART   | QTY   | DESCRIPTION                 |
|------|--------|-------|-----------------------------|
| 1.   | U-2472 | 1     | Cab door, dealer installed  |
| 2.   | 961028 | 1     | Door frame                  |
| 3.   | 37243  | 1     | Glass, tempered safety      |
| 4.   | 15750  | 9'    | Weatherstrip, glass setting |
| 5.   | 15756  | 12'   | Bulb seal                   |
| 6.   | 31744  | 6     | Screw                       |
| 7.   | 32600  | 1     | Plate, latch                |
| 8.   | 953780 | 1     | Handle, locking             |
| 9.   | 15885  | 2     | Bolt                        |
| 10.  | 2811   | 2     | Lock washer                 |
| 11.  | 6467   | 2     | Nut                         |
| 12.  | 1650   | 5     | Flat washer                 |
| 13.  | 5170   | 4     | Bolt                        |
| 14.  | 6645   | 5     | Lock nut                    |
| 15.  | 39891  | 1     | Latch, LH                   |
| 16.  | 37597  | 1     | Wiper blade                 |
| 17.  | 37596  | 1     | Wiper arm                   |
| 18.  | 37275  | 1     | Wiper motor                 |
| 19.  | 958336 | 2     | Cab door bushing (hinge)    |
| 20.  | 25298  | 1     | Ball, handle                |
| 21.  | 961063 | 1     | Bar, slider                 |
| 22.  | 1643   | 1     | Flat washer                 |
| 23.  | 1630   | 1     | Cotter pin                  |
| 24.  | 2663   | 1     | Bolt                        |
| 25   | 44366  | 1     | Door stop                   |
| *    | 35489  | A / R | Sealant, glass setting      |



| <b>ITEM</b> | <b>PART</b> | <b>QTY</b> | <b>DESCRIPTION</b>     |
|-------------|-------------|------------|------------------------|
| 1.          | U-1704      | 1          | Cab heater kit         |
| 2.          | 37167       | 1          | Heater                 |
| 3.          | 43877       | 1          | Heater core            |
| 4.          | 42564       | 1          | Heater fan             |
| 5.          | 42563       | 1          | Fan motor              |
| 6.          | 31167       | 1          | Cable, heater control  |
| 7.          | 37601       | 1          | Switch, heater fan     |
| 8.          | 37606       | 1          | Knob, heater fan       |
| 9.          | 44418       | 2          | Elbow, 30° tubing      |
| 10.         | 37633       | 2          | O-ring for 44418       |
| 11.         | 31166       | 1          | Valve, heater control  |
| 12.         | 73          | A / R      | Hose, heater, per foot |
| 13.         | 16019       | 6          | Clamp, heater hose     |
| 14.         | 17493       | 1          | Clamp, strap type      |

| <b>ITEM</b> | <b>PART</b> | <b>QTY</b> | <b>DESCRIPTION</b>                                      |
|-------------|-------------|------------|---|
| *           | U-2475      | 1          | <b>Cab window kit, safety glass,<br/>aluminum frame</b> |
| 1.          | 39905       | 1          | RH glass in frame                                       |
| 2.          | 39906       | 1          | LH glass in frame                                       |
| 3.          | 40955       | 2          | Glass, fixed pane                                       |
| 4.          | 40956       | 2          | Glass, slider pane                                      |
| 5.          | 39869       | 2          | Knob  |
| 6.          | 39868       | 2          | Nylon washer  |
| 7.          | 40908       | 2          | Bolt for knob   |
| 8.          | 39907       | 2          | Nylon insulator   |
| 9.          | 40909       | 2          | Nylon nut   |
| 10.         | 44345       | 26         | Screw, stainless  |
| 11.         | 44237       | 26         | Flange nut, stainless                                   |



| ITEM | PART          | QTY      | DESCRIPTION                            |
|------|---------------|----------|--|
| *    | <b>U-1612</b> | <b>1</b> | <b>Hi-Flow kit</b>                     |
| 1.   | 38715         | 1        | Double gear pump                       |
| 2.   | 14866         | 2        | Elbow, 90°                             |
| 3.   | 962825        | 1        | Hose, Pump to valve port P2            |
| 4.   | 38386         | 2        | Elbow, 90°                             |
| 5.   | 43203         | 1        | Valve                                  |
| 6.   | 14867         | 2        | Connector                              |
| 7.   | 962823        | 1        | Hose, valve port "B" to male coupler   |
| 8.   | 962824        | 1        | Hose, valve port "A" to female coupler |
| 9.   | 29316         | 2        | Connector                              |
| 10.  | 29319         | 1        | Male coupler                           |
| 11.  | 29320         | 1        | Cap, for male coupler                  |
| 12.  | 29317         | 1        | Female coupler                         |
| 13.  | 29318         | 1        | Plug, for female coupler               |
| 14.  | 962826        | 1        | Hose, Valve port "T" to filter inlet   |
| 15.  | 35243         | 1        | Filter element                         |
| 16.  | 38587         | 1        | Filter assembly                        |
| *    | 961312        | 1        | Filter mounting bracket                |
| 17.  | 961327        | 1        | Hose, filter outlet to tee fitting     |
| 18.  | 33850         | 1        | Elbow, 90°                             |
| 19.  | 41012         | 1        | Tee                                    |
| 20.  | 960856        | 1        | Hose, existing to bottom cooler        |
| *    | 40869         | 1        | Oil cooler                             |
| *    | 962353        | 1        | Hose, 1/2 x 83" (tank return line)     |
| *    | 6608          | 1        | Female coupler (for return line)       |
| *    | 7124          | 1        | Dust plug (for 6608 coupler)           |

1. Pressure switch. 43714
2. Mini siren. 29241
3. 40 Amp relay. 39840
4. Engine harness. 44272
5. ROPS harness. 44273
6. Information diagram. 44247

# NUMERICAL INDEX

8.6

PART / SECTION PART / SECTION PART / SECTION PART / SECTION PART / SECTION PART / SECTION PART / SECTION PART / SECTION

|      |     |      |      |       |     |       |     |       |      |       |      |       |      |       |      |
|------|-----|------|------|-------|-----|-------|-----|-------|------|-------|------|-------|------|-------|------|
| 73   | 8.2 | 5406 | 2.3  | 8104  | 5.1 | 14959 | 5.3 | 18683 | 6.1  | 21927 | 6.2  | 23012 | 2.3  | 24264 | 1.1  |
| 261  | 1.1 | 5406 | 2.4  | 8104  | 5.2 | 14961 | 5.3 | 18724 | 6.2  | 22071 | 3.4  | 23012 | 2.4  | 24914 | 3.4  |
| 261  | 7.5 | 5803 | 2.1  | 8303  | 5.1 | 15052 | 7.4 | 19226 | 4.5  | 22071 | 5.5  | 23107 | 7.5  | 25011 | 5.1  |
| 407  | 1.1 | 5803 | 2.2  | 8303  | 5.2 | 15140 | 7.4 | 19226 | 4.7  | 22073 | 5.5  | 23194 | 1.1  | 25091 | 1.5  |
| 579  | 1.2 | 5803 | 2.4  | 8704  | 3.3 | 15141 | 7.4 | 19232 | 4.3  | 22075 | 5.5  | 23307 | 1.11 | 25104 | 3.3  |
| 579  | 7.5 | 5832 | 1.12 | 8705  | 3.3 | 15750 | 1.5 | 19242 | 5.2  | 22089 | 5.5  | 23308 | 1.11 | 25298 | 8.1  |
| 698  | 4.1 | 5834 | 3.2  | 8799  | 5.3 | 15750 | 8.1 | 19467 | 7.5  | 22105 | 5.5  | 23310 | 1.11 | 25460 | 1.11 |
| 821  | 1.7 | 6086 | 1.7  | 8863  | 5.3 | 15756 | 8.1 | 19572 | 7.5  | 22106 | 5.5  | 23312 | 1.11 | 25589 | 2.2  |
| 1205 | 3.4 | 6262 | 7.2  | 8864  | 5.3 | 15880 | 2.1 | 19573 | 7.5  | 22108 | 5.5  | 23321 | 1.11 | 25589 | 2.3  |
| 1386 | 3.2 | 6262 | 7.3  | 8871  | 5.3 | 15880 | 2.2 | 19574 | 7.5  | 22109 | 5.5  | 23324 | 1.11 | 25589 | 2.5  |
| 1457 | 4.1 | 6297 | 4.4  | 8872  | 5.3 | 15880 | 2.4 | 19583 | 7.5  | 22110 | 5.5  | 23325 | 1.11 | 25589 | 2.6  |
| 1457 | 5.2 | 6377 | 3.1  | 8873  | 5.3 | 15885 | 8.1 | 19586 | 7.5  | 22111 | 5.5  | 23326 | 1.11 | 25618 | 3.2  |
| 1458 | 1.1 | 6393 | 2.1  | 10516 | 3.1 | 15931 | 1.5 | 19589 | 7.5  | 22112 | 5.5  | 23385 | 1.3  | 25842 | 3.4  |
| 1458 | 1.3 | 6393 | 2.2  | 10683 | 8.7 | 15931 | 1.7 | 19605 | 6.1  | 22115 | 5.5  | 23388 | 5.1  | 25843 | 3.4  |
| 1458 | 5.2 | 6393 | 2.3  | 10837 | 8.7 | 16019 | 8.2 | 19949 | 1.1  | 22117 | 5.5  | 23388 | 5.2  | 25845 | 3.3  |
| 1461 | 5.2 | 6393 | 2.4  | 12117 | 7.1 | 16989 | 1.2 | 20232 | 4.1  | 22119 | 5.5  | 23452 | 1.5  | 25879 | 3.1  |
| 1546 | 3.3 | 6394 | 2.1  | 14313 | 1.2 | 17144 | 4.1 | 20235 | 1.5  | 22120 | 5.5  | 23583 | 5.2  | 26041 | 3.3  |
| 1651 | 1.2 | 6394 | 2.2  | 14797 | 1.1 | 17340 | 3.3 | 20901 | 8.7  | 22121 | 5.5  | 23747 | 5.1  | 26042 | 3.2  |
| 1803 | 4.7 | 6394 | 2.3  | 14866 | 8.4 | 17432 | 2.5 | 21004 | 1.10 | 22204 | 7.5  | 23747 | 5.2  | 26188 | 3.2  |
| 3189 | 1.2 | 6394 | 2.4  | 14867 | 5.1 | 17432 | 2.6 | 21148 | 7.2  | 22280 | 4.7  | 23748 | 5.1  | 26202 | 4.1  |
| 4557 | 8.7 | 6470 | 8.7  | 14867 | 5.2 | 17493 | 8.2 | 21174 | 2.1  | 22448 | 3.2  | 23748 | 5.2  | 26315 | 3.1  |
| 4842 | 1.2 | 6608 | 4.7  | 14867 | 8.4 | 17516 | 2.5 | 21174 | 2.2  | 22470 | 1.10 | 23749 | 5.1  | 26315 | 3.2  |
| 4842 | 2.6 | 6608 | 8.4  | 14877 | 3.2 | 17633 | 1.5 | 21174 | 2.3  | 22653 | 1.3  | 23750 | 5.1  | 26509 | 3.2  |
| 4842 | 3.4 | 6804 | 1.12 | 14898 | 4.1 | 18313 | 1.1 | 21293 | 7.2  | 22734 | 3.3  | 23750 | 5.2  | 26510 | 3.2  |
| 5405 | 2.5 | 7019 | 1.12 | 14916 | 2.1 | 18455 | 1.5 | 21294 | 7.2  | 22819 | 6.2  | 23852 | 5.1  | 26549 | 4.10 |
| 5405 | 2.6 | 7124 | 4.7  | 14916 | 2.2 | 18468 | 7.5 | 21295 | 7.2  | 22935 | 8.7  | 23853 | 5.1  | 26650 | 5.3  |
| 5405 | 2.7 | 7124 | 8.4  | 14916 | 2.3 | 18469 | 7.5 | 21296 | 7.2  | 23012 | 2.1  | 23861 | 1.1  | 26737 | 1.1  |
| 5406 | 2.2 | 7667 | 4.7  | 14916 | 2.4 | 18478 | 7.5 | 21297 | 7.2  | 23012 | 2.2  | 24214 | 1.1  | 28979 | 3.4  |

# NUMERICAL INDEX

8.6

# NUMERICAL INDEX

8.6

PART / SECTION PART / SECTION PART / SECTION PART / SECTION PART / SECTION PART / SECTION PART / SECTION PART / SECTION

|       |      |       |      |       |      |       |      |       |      |       |      |       |      |       |     |
|-------|------|-------|------|-------|------|-------|------|-------|------|-------|------|-------|------|-------|-----|
| 29029 | 3.2  | 29375 | 4.10 | 30311 | 7.2  | 33023 | 7.5  | 34919 | 4.1  | 36305 | 2.3  | 38043 | 1.11 | 38587 | 8.4 |
| 29065 | 2.1  | 29377 | 4.10 | 30311 | 7.3  | 33023 | 8.7  | 34919 | 7.5  | 36305 | 2.5  | 38044 | 1.11 | 38588 | 4.2 |
| 29065 | 2.2  | 29378 | 4.10 | 30470 | 3.4  | 33073 | 6.2  | 34986 | 5.3  | 36305 | 2.6  | 38284 | 1.12 | 38589 | 4.6 |
| 29065 | 2.3  | 29379 | 4.10 | 30474 | 3.4  | 33112 | 1.1  | 35062 | 8.7  | 36336 | 4.3  | 38303 | 4.5  | 38600 | 1.9 |
| 29065 | 2.4  | 29382 | 4.10 | 30485 | 3.4  | 33146 | 7.5  | 35243 | 4.2  | 36337 | 4.5  | 38303 | 4.7  | 38715 | 8.4 |
| 29065 | 2.7  | 29437 | 4.7  | 30487 | 3.4  | 33149 | 7.5  | 35243 | 8.4  | 36491 | 1.12 | 38337 | 4.7  | 38743 | 4.2 |
| 29066 | 2.1  | 29476 | 3.4  | 30549 | 4.1  | 33385 | 7.5  | 35243 | 8.7  | 36598 | 1.11 | 38386 | 8.4  | 38752 | 6.2 |
| 29066 | 2.2  | 29477 | 3.4  | 30800 | 3.4  | 33831 | 4.3  | 35258 | 7.2  | 36619 | 1.12 | 38393 | 5.1  | 38761 | 6.1 |
| 29066 | 2.3  | 29860 | 4.4  | 31044 | 3.3  | 33831 | 4.5  | 35258 | 7.3  | 36733 | 4.1  | 38412 | 2.1  | 38768 | 4.1 |
| 29066 | 2.4  | 29861 | 4.4  | 31045 | 3.3  | 33831 | 4.7  | 35395 | 8.7  | 36841 | 1.11 | 38412 | 2.2  | 38781 | 4.2 |
| 29093 | 3.4  | 29862 | 4.4  | 31166 | 8.2  | 33850 | 4.2  | 35426 | 1.2  | 37010 | 1.11 | 38412 | 2.3  | 38794 | 6.1 |
| 29211 | 1.12 | 29875 | 4.4  | 31167 | 8.2  | 33850 | 8.4  | 35489 | 8.1  | 37017 | 4.1  | 38412 | 2.4  | 38797 | 1.6 |
| 29245 | 1.4  | 29875 | 4.6  | 31262 | 3.1  | 33859 | 1.11 | 35536 | 6.2  | 37059 | 1.11 | 38412 | 6.2  | 38798 | 6.1 |
| 29316 | 8.4  | 29878 | 4.4  | 31341 | 5.2  | 34181 | 5.5  | 35568 | 7.5  | 37060 | 1.11 | 38472 | 4.5  | 38799 | 6.1 |
| 29317 | 8.4  | 29896 | 4.4  | 31488 | 1.2  | 34182 | 5.5  | 35772 | 7.5  | 37104 | 6.2  | 38472 | 4.7  | 38800 | 6.1 |
| 29318 | 8.4  | 29896 | 4.6  | 31489 | 1.2  | 34266 | 2.5  | 35773 | 7.5  | 37167 | 8.2  | 38515 | 7.4  | 38834 | 2.8 |
| 29319 | 8.4  | 29971 | 6.1  | 31581 | 1.7  | 34266 | 2.6  | 35774 | 7.5  | 37184 | 3.4  | 38516 | 1.9  | 38839 | 1.8 |
| 29320 | 8.4  | 29978 | 4.4  | 31583 | 1.12 | 34288 | 8.7  | 35821 | 5.2  | 37206 | 4.1  | 38516 | 6.2  | 38840 | 1.8 |
| 29345 | 4.10 | 29978 | 4.6  | 31744 | 1.5  | 34434 | 1.12 | 35845 | 8.7  | 37206 | 6.2  | 38553 | 2.8  | 38855 | 6.2 |
| 29346 | 4.10 | 29979 | 4.4  | 31744 | 8.1  | 34467 | 5.3  | 35847 | 7.5  | 37208 | 4.1  | 38553 | 3.4  | 38855 | 7.1 |
| 29349 | 2.1  | 29979 | 4.6  | 32275 | 1.11 | 34468 | 5.3  | 35884 | 2.3  | 37243 | 8.1  | 38558 | 7.5  | 38870 | 6.2 |
| 29349 | 2.2  | 29982 | 2.1  | 32478 | 4.1  | 34470 | 5.3  | 35884 | 2.4  | 37275 | 8.1  | 38560 | 1.5  | 38871 | 6.2 |
| 29349 | 2.4  | 29982 | 2.2  | 32600 | 8.1  | 34471 | 5.3  | 35884 | 2.5  | 37596 | 8.1  | 38561 | 1.5  | 38872 | 6.2 |
| 29361 | 3.2  | 29982 | 2.3  | 32614 | 1.4  | 34472 | 5.3  | 35884 | 2.6  | 37597 | 8.1  | 38577 | 6.1  | 39019 | 5.1 |
| 29368 | 4.10 | 29982 | 2.4  | 32615 | 1.4  | 34473 | 5.3  | 35885 | 1.11 | 37601 | 8.2  | 38581 | 4.4  | 39020 | 5.2 |
| 29369 | 4.10 | 30026 | 4.4  | 32665 | 8.7  | 34474 | 5.3  | 35886 | 1.11 | 37606 | 8.2  | 38582 | 4.4  | 39025 | 1.5 |
| 29370 | 4.10 | 30044 | 2.3  | 32759 | 3.3  | 34475 | 5.3  | 35935 | 1.11 | 37633 | 8.2  | 38583 | 4.4  | 39121 | 6.2 |
| 29371 | 4.10 | 30044 | 2.4  | 32906 | 3.3  | 34476 | 5.3  | 36021 | 7.5  | 37792 | 4.4  | 38584 | 4.4  | 39122 | 6.2 |
| 29372 | 4.10 | 30044 | 2.5  | 32907 | 3.3  | 34478 | 5.3  | 36092 | 1.12 | 37793 | 4.4  | 38585 | 4.2  | 39123 | 6.1 |
| 29373 | 4.10 | 30044 | 2.6  | 32920 | 1.2  | 34903 | 4.1  | 36094 | 1.12 | 37808 | 1.5  | 38587 | 4.2  | 39124 | 6.1 |

| PART / SECTION | PART / SECTION | PART / SECTION | PART / SECTION | PART / SECTION | PART / SECTION | PART / SECTION | PART / SECTION |
|----------------|----------------|----------------|----------------|----------------|----------------|----------------|----------------|
|----------------|----------------|----------------|----------------|----------------|----------------|----------------|----------------|

|       |      |       |      |       |      |       |      |       |      |       |     |       |      |       |      |
|-------|------|-------|------|-------|------|-------|------|-------|------|-------|-----|-------|------|-------|------|
| 39126 | 1.5  | 39917 | 5.4  | 40956 | 8.3  | 41546 | 1.11 | 42009 | 7.2  | 42321 | 4.1 | 42607 | 5.5  | 43558 | 3.1  |
| 39152 | 5.3  | 39918 | 5.4  | 40960 | 2.1  | 41547 | 1.11 | 42011 | 1.2  | 42322 | 4.3 | 42608 | 5.5  | 43558 | 3.2  |
| 39154 | 5.3  | 39920 | 5.4  | 40960 | 2.2  | 41548 | 1.11 | 42017 | 5.3  | 42350 | 1.3 | 42609 | 5.5  | 43558 | 4.1  |
| 39191 | 1.11 | 39921 | 6.2  | 40960 | 2.3  | 41576 | 1.11 | 42017 | 5.4  | 42406 | 7.1 | 42610 | 5.5  | 43558 | 7.5  |
| 39192 | 1.11 | 39972 | 6.1  | 40960 | 2.4  | 41607 | 6.1  | 42018 | 5.3  | 42407 | 2.7 | 42692 | 7.3  | 43702 | 4.6  |
| 39196 | 1.11 | 39975 | 4.4  | 40960 | 6.2  | 41611 | 6.1  | 42061 | 4.5  | 42417 | 7.1 | 42737 | 1.2  | 43703 | 4.6  |
| 39197 | 1.11 | 39990 | 5.3  | 40970 | 1.11 | 41612 | 6.1  | 42065 | 6.1  | 42417 | 8.7 | 42737 | 7.5  | 43704 | 4.6  |
| 39199 | 1.10 | 39991 | 5.3  | 41012 | 8.4  | 41619 | 1.7  | 42070 | 1.9  | 42418 | 7.1 | 42804 | 6.2  | 43721 | 4.9  |
| 39537 | 1.5  | 39992 | 5.3  | 41024 | 7.5  | 41619 | 1.9  | 42076 | 4.5  | 42418 | 8.7 | 42805 | 6.2  | 43721 | 4.10 |
| 39540 | 6.2  | 39993 | 5.3  | 41042 | 2.8  | 41624 | 1.4  | 42088 | 4.7  | 42419 | 7.1 | 42828 | 1.12 | 43721 | 4.11 |
| 39546 | 1.6  | 39994 | 5.3  | 41045 | 1.11 | 41632 | 1.4  | 42089 | 4.5  | 42420 | 7.1 | 42829 | 1.12 | 43722 | 4.8  |
| 39728 | 7.5  | 39994 | 5.3  | 41064 | 1.11 | 41704 | 1.7  | 42089 | 4.7  | 42421 | 7.1 | 42838 | 1.12 | 43722 | 4.9  |
| 39730 | 7.5  | 39995 | 5.3  | 41065 | 1.11 | 41708 | 1.8  | 42090 | 4.5  | 42443 | 2.8 | 42839 | 1.12 | 43722 | 4.10 |
| 39787 | 4.2  | 39999 | 5.3  | 41065 | 1.11 | 41709 | 1.8  | 42107 | 1.11 | 42447 | 1.8 | 42840 | 1.12 | 43722 | 4.11 |
| 39788 | 5.1  | 40011 | 1.4  | 41066 | 1.11 | 41710 | 1.8  | 42205 | 2.2  | 42448 | 1.8 | 42841 | 1.12 | 43723 | 4.9  |
| 39788 | 5.2  | 40183 | 1.7  | 41123 | 1.11 | 41711 | 1.8  | 42205 | 2.4  | 42453 | 5.5 | 42842 | 1.12 | 43723 | 4.11 |
| 39788 | 5.3  | 40320 | 2.8  | 41189 | 2.5  | 41712 | 1.8  | 42207 | 2.1  | 42472 | 1.2 | 42843 | 1.12 | 43724 | 4.8  |
| 39840 | 6.2  | 40323 | 1.10 | 41189 | 2.6  | 41713 | 1.8  | 42207 | 2.2  | 42491 | 1.6 | 42857 | 1.12 | 43724 | 4.9  |
| 39868 | 8.3  | 40337 | 1.6  | 41290 | 1.3  | 41714 | 1.8  | 42207 | 2.3  | 42541 | 7.1 | 42904 | 8.7  | 43724 | 4.10 |
| 39869 | 8.3  | 40581 | 1.9  | 41291 | 1.3  | 41738 | 1.11 | 42207 | 2.4  | 42555 | 1.7 | 42931 | 1.9  | 43724 | 4.11 |
| 39891 | 8.1  | 40614 | 1.3  | 41318 | 1.3  | 41752 | 1.8  | 42208 | 2.1  | 42560 | 1.1 | 42940 | 7.5  | 43725 | 4.8  |
| 39904 | 1.9  | 40737 | 1.5  | 41324 | 1.3  | 41753 | 1.8  | 42208 | 2.2  | 42560 | 7.5 | 42953 | 5.5  | 43725 | 4.10 |
| 39905 | 8.3  | 40869 | 4.2  | 41324 | 1.4  | 41778 | 1.11 | 42208 | 2.3  | 42561 | 1.1 | 42954 | 5.5  | 43728 | 4.8  |
| 39906 | 8.3  | 40869 | 8.4  | 41391 | 1.3  | 41784 | 7.2  | 42208 | 2.4  | 42561 | 7.5 | 42955 | 5.5  | 43728 | 4.9  |
| 39907 | 8.3  | 40908 | 8.3  | 41392 | 1.3  | 41791 | 1.7  | 42211 | 2.1  | 42561 | 8.7 | 43057 | 7.3  | 43728 | 4.10 |
| 39910 | 6.2  | 40909 | 8.3  | 41410 | 1.4  | 41791 | 6.2  | 42211 | 2.2  | 42563 | 8.2 | 43203 | 8.4  | 43728 | 4.11 |
| 39913 | 5.4  | 40918 | 6.1  | 41420 | 4.6  | 41801 | 1.7  | 42211 | 2.3  | 42564 | 8.2 | 43269 | 6.2  | 43744 | 1.1  |
| 39914 | 5.4  | 40921 | 1.1  | 41427 | 6.1  | 41853 | 3.4  | 42211 | 2.4  | 42572 | 1.1 | 43389 | 7.1  | 43744 | 6.2  |
| 39915 | 5.4  | 40922 | 1.1  | 41544 | 1.11 | 41889 | 6.1  | 42227 | 1.7  | 42574 | 1.1 | 43556 | 7.1  | 43780 | 1.11 |
| 39916 | 5.4  | 40955 | 8.3  | 41545 | 1.11 | 41890 | 6.1  | 42284 | 1.6  | 42604 | 6.2 | 43558 | 1.2  | 43791 | 1.11 |



| PART / SECTION |      | PART / SECTION |      | PART / SECTION |      | PART / SECTION |      | PART / SECTION |      | PART / SECTION |      |
|----------------|------|----------------|------|----------------|------|----------------|------|----------------|------|----------------|------|
| 43794          | 1.11 | 43962          | 1.8  | 44399          | 1.7  | 956660         | 3.4  | 960806         | 2.5  | 961394         | 4.5  |
| 43808          | 2.1  | 44018          | 1.12 | 44406          | 2.5  | 956792         | 1.12 | 960807         | 2.5  | 961394         | 4.7  |
| 43808          | 2.2  | 44019          | 1.12 | 44406          | 2.6  | 957259         | 5.1  | 960807         | 2.6  | 961452         | 1.3  |
| 43808          | 2.3  | 44020          | 1.12 | 44407          | 2.4  | 957259         | 5.2  | 960836         | 2.1  | 961452         | 1.4  |
| 43808          | 2.4  | 44021          | 1.12 | 44408          | 1.7  | 957372         | 3.2  | 960836         | 2.3  | 961462         | 4.7  |
| 43811          | 4.8  | 44024          | 1.12 | 44410          | 4.8  | 957785         | 3.2  | 960837         | 2.2  | 961463         | 4.7  |
| 43811          | 4.10 | 44025          | 1.12 | 44411          | 4.9  | 958264         | 7.2  | 960837         | 2.4  | 961499         | 4.5  |
| 43812          | 4.9  | 44026          | 1.12 | 44418          | 8.2  | 958264         | 7.3  | 960840         | 2.1  | 961510         | 1.10 |
| 43812          | 4.11 | 44027          | 1.12 | 44450          | 2.1  | 958336         | 8.1  | 960840         | 2.2  | 961528         | 1.7  |
| 43814          | 4.9  | 44237          | 8.3  | 44450          | 2.3  | 958674         | 3.2  | 960840         | 2.3  | 961544         | 1.7  |
| 43814          | 4.11 | 44292          | 4.10 | 44473          | 4.10 | 958722         | 1.10 | 960840         | 2.4  | 961693         | 6.2  |
| 43840          | 2.7  | 44293          | 4.11 | 44473          | 4.11 | 958724         | 1.10 | 960851         | 1.10 | 961696         | 1.3  |
| 43850          | 1.8  | 44299          | 4.10 | 44613          | 1.11 | 959090         | 2.1  | 960854         | 4.1  | 961742         | 2.8  |
| 43851          | 1.8  | 44299          | 4.11 | 44614          | 1.11 | 959090         | 2.2  | 960854         | 5.2  | 961744         | 4.1  |
| 43852          | 1.8  | 44345          | 8.3  | 44615          | 1.11 | 959090         | 2.4  | 960855         | 4.2  | 961744         | 4.2  |
| 43853          | 1.8  | 44347          | 2.1  | 44616          | 1.11 | 959273         | 1.2  | 960856         | 4.2  | 961833         | 1.3  |
| 43854          | 1.8  | 44347          | 2.2  | 44637          | 7.5  | 959625         | 5.1  | 960856         | 8.4  | 961834         | 1.3  |
| 43860          | 1.8  | 44347          | 2.3  | 952766         | 3.1  | 959630         | 4.3  | 960857         | 4.2  | 961839         | 7.5  |
| 43861          | 1.8  | 44347          | 2.4  | 953603         | 5.2  | 959631         | 4.3  | 960857         | 5.1  | 961840         | 7.5  |
| 43862          | 1.8  | 44348          | 2.1  | 953780         | 8.1  | 959832         | 4.10 | 960858         | 4.1  | 961932         | 1.7  |
| 43865          | 1.8  | 44348          | 2.2  | 954434         | 3.3  | 960270         | 3.1  | 960858         | 5.2  | 962038         | 6.2  |
| 43866          | 1.8  | 44348          | 2.3  | 954503         | 7.4  | 960271         | 3.1  | 960981         | 1.7  | 962099         | 4.8  |
| 43867          | 1.8  | 44348          | 2.4  | 954704         | 7.2  | 960497         | 2.8  | 961028         | 8.1  | 962099         | 4.9  |
| 43877          | 8.2  | 44349          | 2.1  | 954704         | 7.3  | 960498         | 2.8  | 961063         | 8.1  | 962099         | 4.10 |
| 43880          | 2.1  | 44349          | 2.2  | 956137         | 2.1  | 960680         | 1.9  | 961299         | 1.12 | 962099         | 4.11 |
| 43880          | 2.2  | 44349          | 2.3  | 956137         | 2.2  | 960680         | 6.2  | 961300         | 1.12 | 962232         | 1.4  |
| 43880          | 2.3  | 44349          | 2.4  | 956137         | 2.3  | 960681         | 1.9  | 961312         | 8.4  | 962353         | 8.4  |
| 43880          | 2.4  | 44357          | 3.1  | 956137         | 2.4  | 960681         | 6.2  | 961327         | 8.4  | 962371         | 7.5  |
| 43896          | 1.2  | 44358          | 3.1  | 956429         | 3.3  | 960798         | 3.4  | 961393         | 4.5  | 962464         | 4.3  |
| 43896          | 7.5  | 44366          | 8.1  | 956659         | 3.4  | 960805         | 2.5  | 961393         | 4.7  | 962465         | 4.3  |

| PART / SECTION | PART / SECTION | PART / SECTION | PART / SECTION | PART / SECTION | PART / SECTION |
|----------------|----------------|----------------|----------------|----------------|----------------|
| 962466         | 4.5            | 962825         | 8.4            |                |                |
| 962467         | 4.5            | 962826         | 8.4            |                |                |
| 962496         | 2.7            | U-2224         | 8.4            |                |                |
| 962502         | 7.1            | U-2472         | 8.1            |                |                |
| 962502         | 7.5            | U-1704         | 8.2            |                |                |
| 962503         | 3.4            | U-2475         | 8.3            |                |                |
| 962517         | 4.3            |                |                |                |                |
| 962518         | 4.3            |                |                |                |                |
| 962520         | 5.1            |                |                |                |                |
| 962520         | 5.2            |                |                |                |                |
| 962582         | 1.12           |                |                |                |                |
| 962583         | 1.12           |                |                |                |                |
| 962584         | 1.12           |                |                |                |                |
| 962585         | 1.12           |                |                |                |                |
| 962716         | 7.5            |                |                |                |                |
| 962725         | 2.1            |                |                |                |                |
| 962725         | 2.3            |                |                |                |                |
| 962726         | 2.2            |                |                |                |                |
| 962726         | 2.4            |                |                |                |                |
| 962761         | 2.1            |                |                |                |                |
| 962761         | 2.2            |                |                |                |                |
| 962761         | 2.3            |                |                |                |                |
| 962761         | 2.4            |                |                |                |                |
| 962788         | 4.10           |                |                |                |                |
| 962788         | 4.11           |                |                |                |                |
| 962799         | 1.5            |                |                |                |                |
| 962812         | 4.8            |                |                |                |                |
| 962812         | 4.9            |                |                |                |                |
| 962823         | 8.4            |                |                |                |                |
| 962824         | 8.4            |                |                |                |                |

## QUICK REFERENCE MAINTENANCE LIST

8.7

1. Engine oil filter . . . . .33023
2. Engine fuel filter . . . . .42561
3. Hydraulic oil filter . . . . .35243
4. Hi- flow oil filter . . . . .35243
5. Primary air filter element . . . . .42417
6. Safety air filter element . . . . .42418
7. Engine / Hydraulic oil 10W30 . . .6470
8. Engine / Hydraulic oil 20W50 . . .22935
9. Lubriplate lithium grease . . . . .35062
10. Silicone . . . . .20901
11. Pipe thread sealant . . . . .34288
12. Multi purpose grease . . . . .4557
13. Chain tightener sealant . . . . .32665
14. Neversieze . . . . .10837
15. 454 Loctite . . . . .42904
16. 480 Loctite . . . . .35845
17. 419 Loctite . . . . .35395
18. Gasket adhesive . . . . .10683

## QUICK REFERENCE MAINTENANCE LIST

8.7